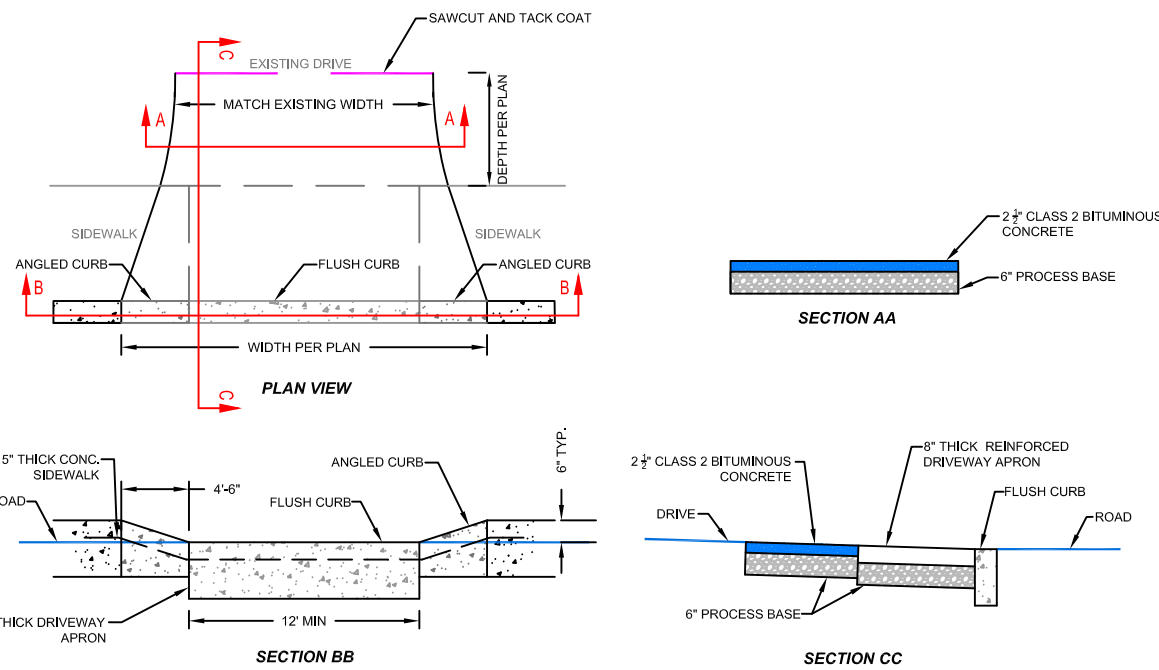
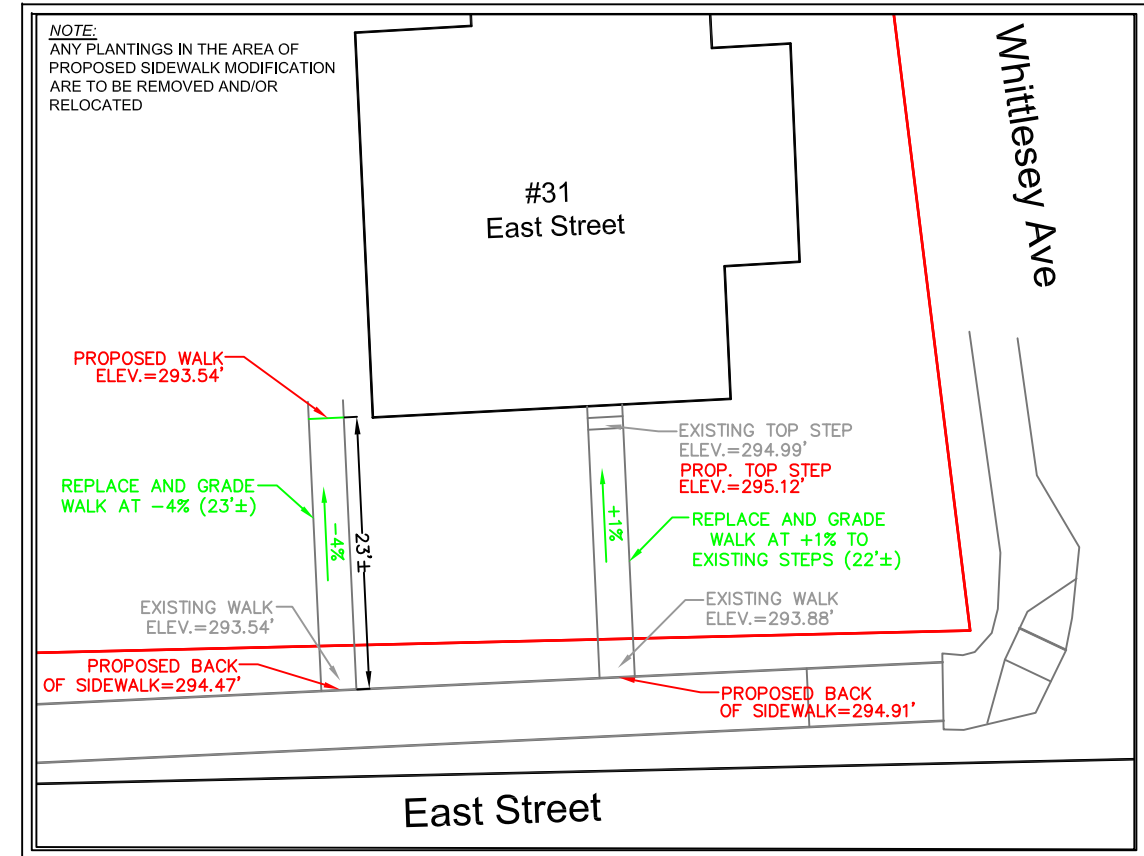
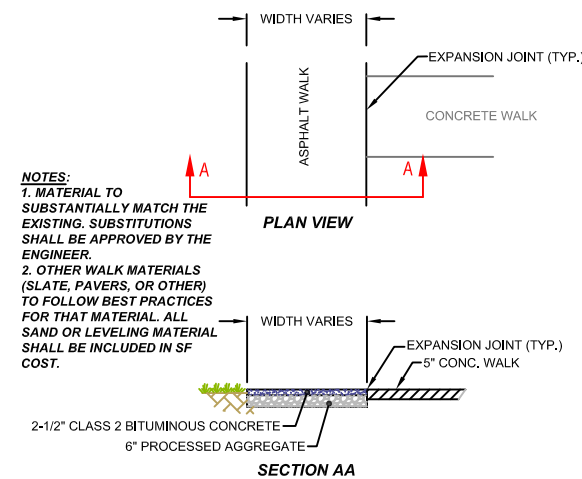


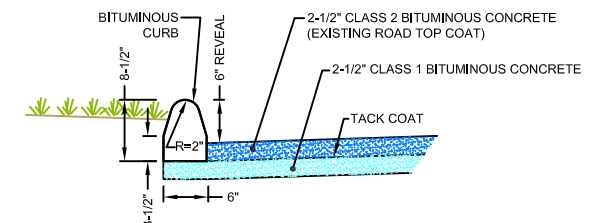
TYPICAL CONCRETE SIDEWALK DETAIL AT INTERSECTIONS WITH EXISTING WALKS
(NOT TO SCALE)



REINFORCED HEAVY DUTY CONCRETE DRIVEWAY APRON
(NOT TO SCALE)



TYPICAL BITUMINOUS CONCRETE SIDEWALK DETAIL
(NOT TO SCALE)



TYPICAL ASPHALT CURB DETAIL
(NOT TO SCALE)

REVISIONS:	DATE
-	
-	
-	
-	
-	
-	
-	
-	

Drawn By: JH Checked by: DLS Approved by: TJS Date: 2/2/10	STAMP	STAMP
---	-------	-------

Utilities not depicted on these plans may exist on site or in the area shown. The size, location, and existence of all underground features must be field verified by the appropriate providers prior to construction. Call Before You Dig, 1-800-922-4455.

SCALE:
NTS

Town of New Milford
Public Works Department
10 Main Street
New Milford, Connecticut
(860) 355-6040 fax (860) 355-6035

East Street
Streetscape Improvements

GENERAL DETAILS
SHEET 1

SHEET:
3