TOWN OF NEW MILFORD

Roger Sherman Town Hall
10 Main Street
New Milford, Connecticut 06776
Telephone 860-355-6010 • Fax 860-355-6002
Office of the Mayor
Pete Bass

TO: **Noreen H. Prichard, Town Clerk**

FROM: **Pete Bass, Mayor**

CC: **Town Council Members**
Department Heads
Randy DiBella, Town Attorney
Pat Hembrook, Executive Secretary
Stephanie Barksdale, Recording Secretary

RECEIVED
TOWN CLERK
2023 MAY 19 P 3:18
NEW MILFORD, CT

Date: **May 19, 2023**

RE: **Revised Town Council Agenda**

Town Council Meeting May 22, 2023
7:00 PM in the E Paul Martin Room, Town Hall

The Town Council Meeting can be viewed while being live streamed, you can either visit www.facebook.com/townofnewmilford or www.youtube.com/c/townofnewmilford

REVISED
AGENDA

All items are for discussion and possible action unless otherwise noted

1. **Pledge of Allegiance and Moment of Silence**

2. **Public Reciting of The American's Creed by William Tyler Page**

   I believe in the United States of America as a government of the people, by the people, for the people; whose just powers are derived from the consent of the governed, a democracy in a republic, a sovereign Nation of many sovereign States; a perfect union, one and inseparable; established upon those principles of freedom, equality, justice, and humanity for which American patriots sacrificed their lives and fortunes.

   I therefore believe it is my duty to my country to love it, to support its Constitution, to obey its laws, to respect its flag, and to defend it against all enemies.

3. **Public Comment** – All persons who wish to speak must sign up before the meeting starts. Comments must be addressed to the Town Council. Initial comments are limited to 5 minutes. If a member of the public would like to speak in excess of the 5 minutes he or she may request to do so and time may be set aside at the end of the agenda for that individual to speak for an additional 5 minutes.

4. Mayor's Recognition –

a) Recognition of National Public Works Week
b) Recognition of the New Milford Girls' Basketball Team.
c) Recognition of Animal Control Appreciation Week and Cynthia Wilcox

5. Consent Agenda –

Recommended Motion: That the Town Council approve all items on the Consent Agenda

a) **Prior Minutes –**
Approval of the Town Council Meeting minutes of May 8, 2023

b) **Tax Collector –**
Discussion and possible action on approving tax refunds:
Balance in refund account was $18,933.01. The May 22, 2023 refunds are in the amount of $2327.32 leaving a balance of $16,605.69.

c) **New Milford Police Dept. –**
The NMPD is requesting permission to accept a donation of $1,332.50 from the Hometown Foundation to be used to help pay the fees of K9 Ella's Annual Blood Hound Training in Maryland.

6. Youth Agency –
Report to the Town Council from members of the Student Advisory Board.

7. Mayor's Comments –

8. Road Closures –
Litchfield County Artisans is asking permission to close the Southern Green Crossover on Saturday, July 22, 2023 from 6:00am – 7:00pm for the Litchfield County Artisan Festival. (Pending Traffic Authority approval.)

9. Appointments and Reappointments
a. Discussion and possible action in regard to the following Appointments:
***ZONING COMMISSION* – 5 Members, 4-year term; 3 Alternates**
Sec. 302 Charter, Sec 704 Chapter 124CGS

R Joseph McCord -Alt.	19 Cornwall Drive	5/22/2023-1/31/2026

10. Board of Education –
Discussion and possible action on the following:
The Board of Education respectfully requests that the Town Council and Board of Finance approve the release of $750,000 and $139,800 for the following projects:

a) The construction of a permanent Central Office at Sarah Noble Intermediate School in the amount of $750,000;

b) The local funding portion of the School Security Grant Program through the State of Connecticut, Department of Emergency Services & Public Protection Office in the amount of $139,800.

11. **Youth Agency –**
Discussion and possible action on ther following budget adjustments:
This fiscal year, DCF increased the amount of money they provided to each Youth Service Bureau with additional ARPA money from the State of Connecticut. These funds are located in the Youth Agency's 10441900 43305 revenue account where they received a total of $38,053.00 from the State (it was budgeted $30,840.00).
With this additional unbudgeted revenue, The Youth Agency is requesting a budget adjustment for the reciprocal expense account 10441900 58905 to be increased the difference of $7,213.00 to match the received revenue so they can properly report and utilize the funds.

12. **Finance –**
Report from Finance Director Greg Osipow

13. **Mayor –**
a) Continued discussion and possible action on the creation of an Opioid Settlement Committee
b) Continued discussion and possible action on the formation of a Fair Rent Commission
c) Discussion and possible action on appropriating $7751.00 from contingency account # 1098000-58900 for replacement of the fire hydrant at Joh Pettibone Community Center.
d) Discussion on the BOE relinquishing the East Street Building to the Town of New Milford on June 30, 2023.
e) Discussion and possible action on setting a date for a Town Meeting for the appropriation American Relief funds of $2,500.00 to RVNA, $40,000.00 to New Milford Affordable Housing and $10,000.00 for the United Way. Suggested date June 12, 2023 at 6:40pm.
f) Economic Development Report

The next Regular Meeting of the Town Council is scheduled for Monday, June 12, 2023 in the E. Paul Martin Room in Town Hall at 7:00 p.m.

5a

(Note: These Minutes are draft until approved at the next regularly scheduled meeting of the Town Council)

NEW MILFORD TOWN COUNCIL
REGULAR MEETING
MINUTES
May 8, 2023

Present: Mayor Peter Bass
Katy Francis
Chris Cosgrove
Paul Murphy
Sal Rynkiewicz
Hilary Ram
MaryJane Lundgren
Alexandra Thomas
Doug Skelly
Tom Esposito

Also Present: Randy DiBella, Town Attorney
David Watson, Director of IT
Jack Healy, Director of Public Works

Mayor Bass called the meeting to order at 7 pm.

1. **Pledge of Allegiance and Moment of Silence**

2. **Public Reciting of The American's Creed by William Tyler Page**

   I believe in the United States of America as a government of the people, by the people, for the people; whose just powers are derived from the consent of the governed, a democracy in a republic, a sovereign Nation of many sovereign States; a perfect union, one and inseparable; established upon those principles of freedom, equality, justice, and humanity for which American patriots sacrificed their lives and fortunes.

   I therefore believe it is my duty to my country to love it, to support its Constitution, to obey its laws, to respect its flag, and to defend it against all enemies.

3. **Public Comment** – All persons who wish to speak <u>must</u> sign up before the meeting starts. Comments must be addressed to the Town Council. Initial comments are limited to 5 minutes. If a member of the public would like to speak in excess of the 5 minutes he or she may request to do so and time may be set aside at the end of the agenda for that individual to speak for an additional 5 minutes.

Girl Scout Troop 40067 members Emma P., Emma W., Sonya, Alys, Leah, and Sienna spoke about their work to get their bronze award which is the highest level for Girl Scout Juniors. Their plan is to find alternatives to rodenticides and pesticides including using basil, marigolds, catnip, rosemary and oregano. They have visited businesses such as Yardscapes, Averill Farm and New Milford Ambulance to learn more about the impact of rodenticides and pesticides. They also invited the community to the Garden Club Plant Sale on May 29th from 9 am to 2 pm to learn more about their project and to get plants and seeds to help with companion planting. Their Girl Scout sister Troop 40297 will also be at GOAT days to discuss their Bee City plan.

All members of the Council we pleased that scouting is vibrant in Town and thanked the young ladies for presenting.

Kathy Barringer, 32 Pleasant View, serves as the President of the Garden Club and said there were looking forward to their partnership with the Scouts. She also said they have 2,500 poppies for their poppy garden which is a tribute to those who have served in the armed forces. They also will be featuring native plants in their Historical Society "Secret Garden."

4. **Mayor's Recognition –**
   a) Recognition of the DECA Award Winners and Advisor
      Brady O'Neill, Ashley Syan, Elisabeth Jowdy and Advisor Debbie Knipple
   b) Recognition of the New Milford Girls' Basketball Team.

The girls basketball team will be recognized at the next meeting as they had school related programs to attend.

   c) Recognition of Jewish American Heritage Month

Mr. Skelly left the meeting at 7:15 pm.

5. **Consent Agenda –**

Recommended Motion: That the Town Council approve all items on the Consent Agenda

a) Prior Minutes –
Approval of the Town Council Meeting minutes of April 24, 2023

b) Tax Collector –
Discussion and possible action on approving tax refunds:
Balance in refund account was $20,826.49. The May 8, 2023 refunds are in the amount of $1,893.48 leaving a balance of $18,933.01.

c) Parks and Recreation –
The Parks and Recreation Department requests permission to accept the following donations for the 8 Mile and 5K Road Races:

- $50 Donation from Barkery Bootique LLC
- $500 Donation from All American Waste, LLC
- $250 Donation from Picarelli Enterprises LLC
- $250 Donation from Savings Bank of Danbury

They are requesting that the monetary donations be deposited into the Recreation Revenue Account #10450500-44709. The New Milford Parks and Recreation Commission would like to thank these donors for their generosity.

Ms. Francis moved to approve the consent agenda items a., b., and c., noting Social Services and Parks & Recreation donations, seconded by Mr. Esposito.

Mayor Bass noted the change in the Tax Collector refunds from $21,893.48 to the corrected $1,893.48.

Ms. Ram said on page 6 of the minutes she was quoted as saying "the procedure of how the Commission would work was very important." What she actually said was "Ms. Ram asked for clarification of the procedure the Mayor was suggesting the Council use to draft the ordinance."

The motion passed unanimously with the clerical corrections.

6. **Youth Agency –**
   Report to the Town Council from members of the Student Advisory Board.

Due to school responsibilities the Youth Agency Student Advisory Board will be presenting at the next Council meeting.

7. **Mayor's Comments –**

Mayor Bass said the flag has been lowered to half staff at Governor Ned Lamont's order for the victims of the mass shooting in Allen, TX.

He noted this is Nurse Appreciation Week and thanked them for all they did during Covid where everyone got to see their commitment to their profession.

May is mental health awareness month which has been observed since 1949. Fifty percent of all mental illnesses begin at age 14 and 75% begin by the age of 21.

Mayor Bass noted several upcoming events including: Farmers Market opening May 13th; Knights of Columbus Car Show May 13th; Stamp Out Hunger food drive through the post office May 13th; free yoga on the green May 14th; Lynn Deming pre-season pass sale May 16th and 18th; Buck and the Buckshots at the bandstand May 13th; third annual GOAT Days on Youngs Field May 19th to 21st with a carnival; Family Fun Day at Lynn Deming May 20th; first Rock the Block concert of the season – Struggle Monkey May 21st; dedication of the poppy field May 28th; Gaylordsville Memorial Day Parade and New Milford parade May 29th; Walking Tour of the Great Fire of 1902 June 4th; Woman's Club Teddy Bear Festival June 11th; Blue Star Highway Dedication June 14th; and the second Rock the Block concert – Anger Management June 15th.

Ms. Francis said the Rotary Club will be doing a day of service with the United Way on May 20th to collect items to combat hygiene poverty – soap, toothpaste, toothbrushes, adult diapers, etc.

Mayor Bass congratulated the New Milford High School boy's tennis team who are 6-0 so far this season and the girls softball team who are 12-4.

He thanked the Silo and Kids in the Balcony for sponsoring 30 students and 20 chaperones to go see a performance at Carnegie Hall. The Girl Scout troop that had come to talk about their efforts with the Bee City committee installed pollinator gardens on Patriots Way and Mark Mankin planted one million wildflower seeds at Sullivan Farm.

The Mayor congratulated the New Milford Green Wave 14-U baseball team. He congratulated Yokohama Restaurant for being declared a Best Restaurant. He thanked Kristin Gizzi, the police department, and Water Witch for the Touch a Truck event at the new daycare center in the Kohls plaza.

The Mayor reminded all of the budget referendum coming up on May 16th from 6 am until 8 pm.

Roads to be worked on include Candlewood Lake Road North, Buckingham Lane, Bostwick, Big and Little Bear, Bear Hill, and Poplar Street. Grove Street will be worked on using rubberized chip seal.

According to the Building Inspector 53 applications were turned in last week, 50 inspections were done and 57 permits issued.

Ms. Thomas asked what faiths were represented at the community prayer breakfast and who paid for it.

Mr. Skelly returned at 7:33 pm.

Mr. Cosgrove said there were six different clergy members and Mayor Bass said he personally paid for the food.

8. **Grant Compliance Specialist –**
   Discussion and possible action on setting a Public Hearing to receive comment on all New Milford community organizations' applications to the 2023 Connecticut Neighborhood Assistance Act program. Suggested Date, Monday, June 12, 2022, at 6:50pm.

   Ms. Francis moved to approve setting setting a Public Hearing to receive comment on all New Milford community organizations' applications to the 2023 Connecticut Neighborhood Assistance Act program for Monday, June 12, 2022, at 6:50pm, seconded by Mr. Murphy.

Ms. Ram asked what this program was and Mayor Bass said it is an annual program which allows businesses that donate to qualified non profits and receive a tax credit from the State. This year Camella's Cupboard has once again sent in an application.

The motion passed unanimously.

9. **American Relief Funds** -
   Discussion and possible action on setting a Town Meeting for the following appropriations
   a. $2500. of the Covid Relief funds to the RVNA to help support the Healthy Promotions Program that supports New Milford Senior Citizens and the Home Health Program that supports New Milford residents of all ages.
   b. $40,000. to New Milford Affordable Housing for HVAC.
   c. $10,000. of the Covid Relief funds to the United Way of Western CT for the Healthy Savings Fresh Produce Program.

   Suggested date May 22, 2023.

   Ms. Francis moved to approve the setting of a Town Meeting for the following appropriations: $2500. of the Covid Relief funds to the RVNA to help support the Healthy Promotions Program that supports New Milford Senior Citizens and the Home Health Program that supports New Milford residents of all ages, $40,000. to New Milford Affordable Housing for HVAC, $10,000. of the Covid Relief funds to the United Way of Western CT for the Healthy Savings Fresh Produce Program for May 22, 2023 at 6:50 pm, seconded by Mr. Esposito.

Mayor Bass reminded the Council that this had been approved at the last meeting and also approved by the Board of Finance.

The motion passed unanimously.

10. Mayor –

a) Continued discussion and possible action on the creation of an Opioid Settlement Committee

Attorney DiBella wrote up an analysis of public act 22-48 which establishes the opioid settlement committee structure. He said New Milford's share of this round of settlements is $65,000 and the statewide committee is comprised of 36 members. He said the money has to be used for certain things directly related to preventing opioid use. He said there will be oversight of the expenditures and the Town does not want to violate the law such that any future funding could be called into question.

Mr. Cosgrove asked how many cases were still pending on the opioid lawsuits and Attorney DiBella said he was not aware but the government went after everybody. Mr. Cosgrove asked if this would be a permanent committee and Attorney DiBella suggested that it should be.

Mr. Cosgrove questioned how effectiveness of the committees use of the money will be measured and Attorney DiBella said it would be categories such as number treated, nature of the treatment, etc.

Ms. Ram said the agencies that receive the funds will have to report back to the Town.

Attorney DiBella said the statute describes the use of the funds delineated by relevant demographics. He said the State Committee will determine effectiveness.

Mayor Bass asked what size the committee should be and Attorney DiBella said 7-10 stakeholders - educators, parents, recovered users, physicians, etc.

Mayor Bass asked if the committee would need legal advice and Attorney DiBella said the Council could appoint a special attorney under section 602.

Mr. Esposito said the committee should be staffed with professionals but they should not use the settlement funds to pay for expenses such as clerical or legal.

Mr. Skelly said the committee is long overdue but effectiveness could take a while to show.

Ms. Lundgren said she was glad Attorney DiBella suggested someone effected by the opioid addiction who had medical needs.

b) Continued discussion and possible action on the formation of a Fair Rent Commission

Attorney DiBella said he received the changes and questions that were sent to him and he responded where necessary. He noted this commission would have to have a line item in the budget for legal and clerical expenses.

Mayor Bass who in Town Hall would handle the complaints to send to the commission and Attorney DiBella said bigger cities have fair housing staff. He said there can be no screening of complaints so that every one is treated equally and fairly.

Attorney DiBella will continue to write the ordinance for the fair rent commission.

c) Discussion and possible action on appropriating $10,000 of funds from the Contingency Account # 10980000-58900 to Building Maintenance Police Station Account # 10490121-56910 for purchase of backup air conditioning for IT Room.

Ms. Francis moved to appropriate $10,000 from the Contingency Account # 10980000-58900 to Building Maintenance Police Station Account # 10490121-56910 for purchase of backup air conditioning for IT Room, seconded by Mr. Cosgrove.

Mr. Watson said the most critical IT infrastructure is operating in this room which runs the police department IT needs including the 9-1-1 system. He said this equipment needs to be kept at a specified temperature and recently they had to roll in a mobile A/C unit to attempt to get the room back to temperature.

Mr. Healy said the unit currently in use is a Mr. Slim but it was only running at 40% capacity so they had to recharge it but the mobile unit is vented out into the hallway. He said the Public Works Department has $10,609 to contribute to the cost and asked the Mayor if the Town had the other $10,000 to contribute.

The motion passed unanimously.

Adjourn

Mr. Rynkiewicz moved to adjourn the meeting at 8:31 pm, seconded by Mr. Cosgrove and passed unanimously.

Minutes recorded by:

Recording Secretary

TOWN OF NEW MILFORD

5b

Town Hall
10 Main Street
New Milford, Connecticut 06776
Telephone (860) 355-6085 • Fax (860) 355-6032

Office of the Tax Collector

May 17, 2023

TO: Honorable Pete Bass, Mayor
Honorable Greg Osipow, Director of Finance
Honorable Members of Town Council

FROM: Brian Lastra, Assessor
Nancy McGavic, Tax Collector

RE: Refunds for May 22, 2023 meeting

Balance in refund account: Account #10413700-59500	$18, 933.01
May 22, 2023 refunds	$2, 327.32
Balance after May refunds	$16, 605.69

Respectfully Submitted:
Brian Lastra, Assessor and Nancy McGavic, Tax Collector

May 22, 2023 Refunds

LAST NAME	***FIRST NAME***	***ACCOUNT***	***AMOUNT***	***NOTES***
Acar Leasing Ltd		2020-03-50201, 2021-03-50178, 2021-04-80022	1299.9	Adjusted by Assessor
Carapezza	Breanna	2021-03-53802	43.99	Adjusted by Assessor
Toyota Lease Trust		2021-04-84784, 2021-03-77595	335.65	Adjusted by Assessor
Yacobellis	Matthew	2018-03-77813	208.22	Adjusted by Assessor
Zurakhinsky	Michael	2021-02-2021937	439.56	Adjusted by Assessor
Total			***2327.32***	

5c

NEW MILFORD POLICE DEPARTMENT

49 POPLAR STREET • NEW MILFORD, CONNECTICUT 06776

IN SERVICE TO OUR COMMUNITY
SPENCER S. CERRUTO
CHIEF OF POLICE

May 16, 2023

The New Milford Police Department has been given a very generous donation of a check in the amount of $1,332.50. In the past, we have used it to help pay the fees for K9 Ella's Annual Bloodhound Training in Maryland. The Hometown Foundation has helped raise money for K-9's in multiple states.

I am requesting Town Council approval to accept this donation.

Respectfully,

Spencer S. Cerruto
Chief of Police

TEL: 860 355-3133

Equal Opportunity Employer
NewMilfordpolice.org

FAX: (860) 355-6012

The Hometown Foundation, Inc.
275 Schoolhouse Road, Cheshire, CT 06410
info@hometownfoundation.org 203.250.5661

May 4, 2023

New Milford Police Department
49 Poplar St
New Milford, CT 06776

Dear New Milford Police Department,

The Hometown Foundation, Inc. would like to offer a donation in the amount of $1,332.50 to the New Milford Police Department K-9 Unit on behalf of Bantam Market located in Bantam, CT and Northville Market located in New Milford, CT. Bantam Market and Northville Market raised these funds through our Police K-9 Awareness Hang Tag Program that they integrated into their stores. Our Hang Tag programs are essential to K-9 Units because they provide a substantial amount of funding that is pertinent to their success within the community.

The Hometown Foundation, Inc. honors and assists five distinct areas of charitable focus, including animal welfare, emergency response personnel, and individuals with intellectual disabilities or in need, major illness, and the military.

The Foundation's Police K-9 Program falls under our Emergency Response Personnel pillar, and supports law enforcement agencies in need by donating fully equipped, single and dual purpose K-9s, training and equipment. Since the program's inception in 2017, The Hometown Foundation has donated over 50 K-9s to law enforcement agencies in 13 different states. K-9 Units are an integral part to law enforcement agencies across the country and many are not fully funded by their local or state municipalities and rely heavily on private donations. The foundation understands the value of Police K-9s and our mission is to educate others on the invaluable assets that they offer to law enforcement agencies.

We truly appreciate LaPerle's generosity as well as the support of their customers. Please use this donation to continue to serve your community.

We hope that you will please consider joining us for our signature event, The Dream Ride Experience, August 25-27, 2023 at the Farmington Polo Club in Farmington, Connecticut.

With sincere appreciation,

The Hometown Foundation, Inc.

Cc: Bantam Market & Northville Market

8

TOWN OF NEW MILFORD
MAYOR'S OFFICE
10 MAIN STREET, NEW MILFORD, CT 06776
PHONE # 860-355-6010, FAX # 860-355-6002

PERMIT # _____

Traffic Authority meets the 4th Tuesday of the month. Please send your application in a timely manner so the Traffic Authority at one of their meetings can review it before you need the road closure.

All applicants must fill out this form completely and email it to all parties below:
The New Milford Traffic Authority c/o stephaniebb622@sbcglobal.net
The New Milford Police Dept c/o rgautran@newmilfordpolice.org
The Mayor's Office c/o Pat Hembrook phembrook@newmilford.org
New Milford Ambulance c/o Donna Hespe donnahespe@charter.net

Application for
TOWN ROAD CLOSURE

The undersigned owner or authorized agent hereby applies for permission to close a town owned road in accordance with the Laws & Ordinance of the Town of New Milford

Request to Close (Road Name(s)): Main St. Southern crossover

Event Date(s): Sat, July 22, 2023 **Rain Date(s)** —

Requested Hours for Road Closure: 6:00 AM – 7:00 PM

Name of the Event: Litchfield County Artisans Festival

If Town Green Check all that apply

X Southern Crossover over Main Street
___ Northern Crossover over Main Street

Other Requirements:

X CERTIFICATE OF INSURANCE
X Barricades
___ Police Side Duty
___ Road Signage

Name of Applicant: Janet Wittmann

Organization if applicable: Litchfield County Artisans

Mailing Address: 1 Brentwood Rd, New Milford

**********REQUEST CHECKLIST**********

Certificate of Insurance to the Town of New Milford: _____

Park & Rec Permit Signature & Approval Date: _____

Traffic Authority Signature & Approval Date: _____

(NOTE: This Commission meets every 4th Tuesday each month)

Police Chief Signature & Approval Date: _____

Side Duty Officer(s) Required: _____

New Milford Ambulance Signature & Approval Date: _____

Town Council Approval Date: _____

NEW MILFORD PUBLIC SCHOOLS
Board of Education
25 Sunny Valley Road, Suite A
New Milford, Connecticut 06776
(860) 355-8406 FAX (860) 210-4132

May 15, 2023

The Honorable Pete Bass
Mayor of the Town of New Milford
10 Main Street
New Milford, CT 06776

Dear Mayor Bass:

At its April 25, 2023 meeting, the Board of Education approved two motions to make a request to the Town Council and Board of Finance to take funds from the Board of Education Capital Reserve account. Accordingly, I am making this request on behalf of the Board of Education.

I would like the Town Council and Board of Finance to discuss and consider possible action on the following requests at their next regularly scheduled meetings:

The Board of Education respectfully requests that the Town Council and Board of Finance approve the release of $750,000 and $139,800 for the following projects:

1. The construction of a permanent Central Office at Sarah Noble Intermediate School in the amount of $750,000;

2. The local funding portion of the School Security Grant Program through the State of Connecticut, Department Of Emergency Services & Public Protection Office in the amount of $139,800.

Thank you in advance for your consideration of this request. Should you need additional information or clarification for these requests, please do not hesitate to contact me.

Sincerely,

Peter A. Helmus, Chairman
New Milford Board of Education

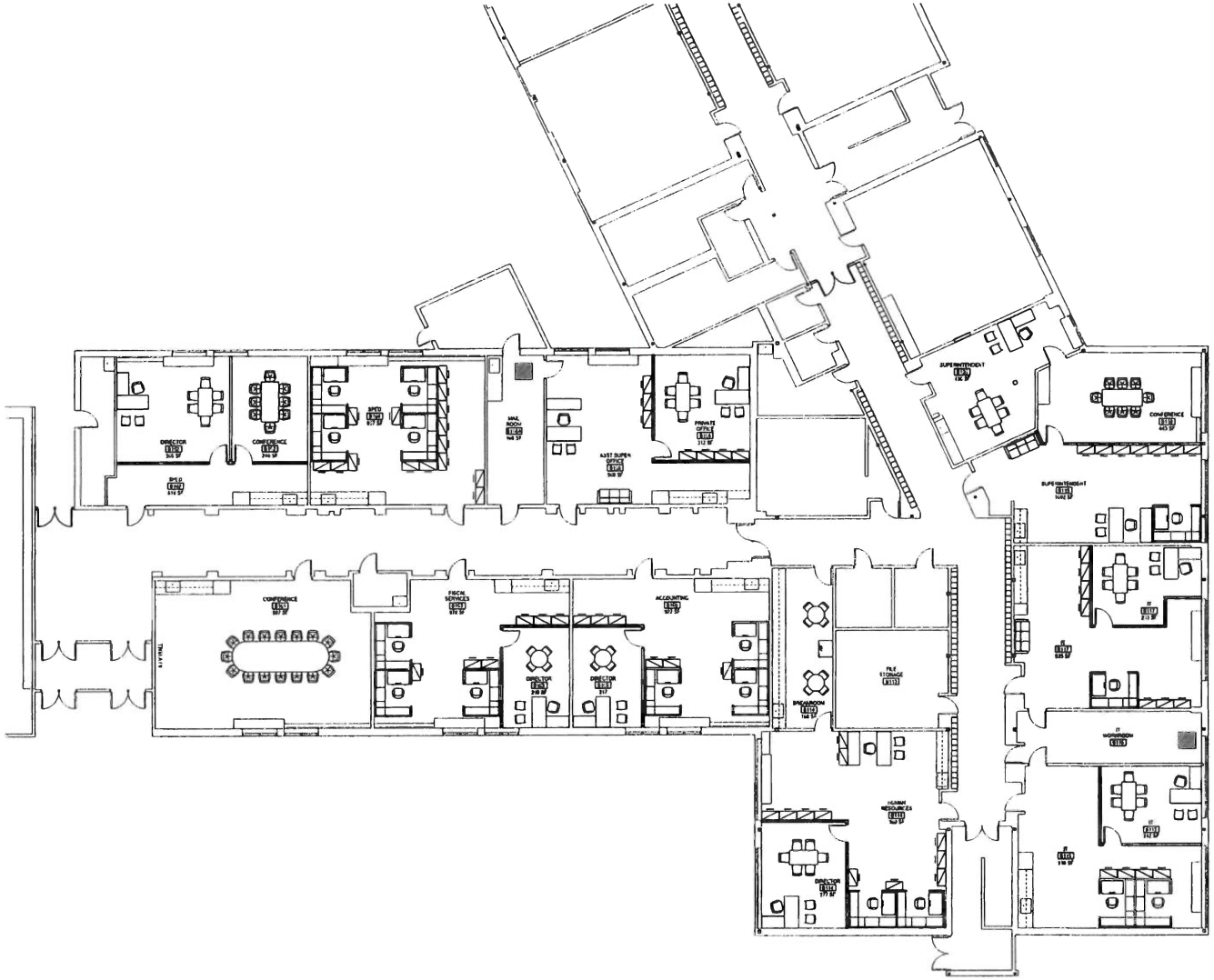

FIRST FLOOR RESTUDY

BOE OFFICES RELOCATION TO SARAH NOBLE I.S.

50 EAST STREET
NEW MILFORD, CONNECTICUT

SILVER PETRUCELLI + ASSOCIATES

3190 WHITNEY AVENUE HAMDEN CT 06518
311 STATE STREET NEW LONDON CT 06320
203 230 9007 silverpetrucelli.com

FIRST FLOOR SCHEMATIC DESIGN

SD01

New Milford BOE Offices at Sarah Noble Intermediate School

Issued 24-Apr-23

25 Sunny Valley Road, New Milford, CT

Job No: 21.056

OPINION OF PROBABLE CONSTRUCTION COST

Phase: Schematic Design **Project type: Renovation**

TOTAL RENOVATED SPACE 14,971 SQUARE FEET

SECTION NUMBER	WORK CATEGORIES	QTY.	UNIT	MATERIAL COST UNIT $	MATERIAL COST TOTAL	ALLOWANCE	TOTAL $
	DIVISION ONE - General Requirements						
	STATE PERMITS (2%)			$150.98	$150.98		$150.98
	100% PAYMENT & PERFORMANCE BOND (1.5%)			$8,388.05	$8,388.05		$8,388.05
	LIABILITY INSURANCE (1.5%)			$8,388.05	$8,388.05		$8,388.05
	DAILY FINAL CLEANING	14,971	SF	$0.25	$3,742.75		$3,742.75
	RUBBISH REMOVAL/ DUMPSTER	4	EA	$1,000.00	$4,000.00		$4,000.00
				DIVISION ONE SUB-TOTAL		$24,670	
	DIVISION TWO - Demolition						
	DEMO MILLWORK	130	LF	$20.00	$2,600.00		$2,600.00
	DEMO SINKS AND ASSOCIATED COMPONENTS	1	LS	$3,200.00	$3,200.00		$3,200.00
	DEMO VCT FLOORING	14000	SF	$3.50	$49,000.00		$49,000.00
	DEMO DOORS/ FRAMES/ HARDWARE	1	EA	$100.00	$100.00		$100.00
				DIVISION TWO SUB-TOTAL		$59,900	
	DIVISION SIX - Wood, Plastics, and Composites						
	NEW GYPSUM WALL BOARD WALLS & STUDS (DOUBLE SIDED)	2700	SF	$10.00	$27,000.00		$27,000.00
	NEW MILLWORK BASE CABINETS	0	LF	$450.00	$0.00		$0.00
	NEW MILLWORK UPPER CABINETS	0	LF	$250.00	$0.00		$0.00
	SOLID SURFACE COUNTERTOPS	0	LF	$125.00	$0.00		$0.00
				DIVISION SIX SUB-TOTAL		$27,000	
	DIVISION SEVEN - Thermal and Moisture Control						
	INSULATION/SOUND ATTENUATION	2700	SF	$2.00	$5,400.00		$5,400.00
				DIVISION SEVEN SUB-TOTAL		$5,400	
	DIVISION EIGHT - Openings						
	INTERIOR WINDOWS	0	EA	$1,300.00	$0.00		$0.00
	WOOD DOORS AND METAL FRAMES - SINGLE	8	EA	$1,000.00	$8,000.00		$8,000.00
	ALUMINUM ENTRANCE DOUBLE DOOR	2	EA	$2,000.00	$4,000.00		$4,000.00
	DOOR HARDWARE	10	EA	$1,000.00	$10,000.00		$10,000.00
				DIVISION SEVEN SUB-TOTAL		$22,000	
	DIVISION NINE - Finishes						
	INTERIOR PAINTING (PAINTED WALLS)	5400	SF	$2.00	$10,800.00		$10,800.00
	INTERIOR PAINTING (DOOR FRAMES)	8	EA	$250.00	$2,000.00		$2,000.00
	VCT FLOORING	14000	SF	$3.50	$49,000.00		$49,000.00
	WALL BASE AT NEW GWB WALLS	600	LF	$2.75	$1,650.00		$1,650.00
				DIVISION TEN SUB-TOTAL		$63,450	
	DIVISION TEN - Specialties						
	INTERIOR SIGNAGE	1	LS	$3,000.00	$3,000.00		$3,000.00
				DIVISION TEN SUB-TOTAL		$3,000	
	DIVISION TWENTY-ONE - Fire Protection						
	MOBILIZATION AND DEMOBILIZE	1	LS	$2,000.00	$2,000.00		$2,000.00
	NEW	1	LS	$60,000.00	$60,000.00		$60,000.00
				DIVISION TWENTY-ONE SUB-TOTAL		$62,000	
	DIVISION TWENTY-TWO - Plumbing						
	MOBILIZATION AND DEMOBILIZE	1	LS	$1,500.00	$1,500.00		$1,500.00
	DEMO	1	LS	$3,500.00	$3,500.00		$3,500.00
	NEW	1	LS	$7,500.00	$25,000.00		$25,000.00
				DIVISION TWENTY-TWO SUB-TOTAL		$30,000	
	DIVISION TWENTY-THREE - HVAC						
	MOBILIZATION AND DEMOBILIZE	1	LS	$9,000.00	$9,000.00		$9,000.00
	DEMO	1	LS	$15,000.00	$15,000.00		$15,000.00
	NEW VRF HTG/COOLING	15	Tons	$8,000.00	$120,000.00		$120,000.00
	FANS / ERVS	1	LS	$45,000.00	$45,000.00		$45,000.00
				DIVISION TWENTY-THREE SUB-TOTAL		$189,000	
	DIVISION TWENTY-SIX - Electrical						
	DEMO	1	LS	$8,000.00	$8,000.00		$8,000.00
	NEW & RELOCATED LIGHTING/CONTROLS	1	LS	$15,000.00	$15,000.00		$15,000.00
	FIRE ALARM ADDITIONS/MODIFICATIONS	1	LS	$2,500.00	$2,500.00		$2,500.00
	NEW POWER	1	LS	$25,000.00	$25,000.00		$25,000.00
	DATA	1	LS	$25,000.00	$25,000.00		$25,000.00
				DIVISION TWENTY-SIX SUB-TOTAL		$75,500	
	CONSTRUCTION SF TOTAL:	$47.40		SUBTOTAL (INCLUDING O&P):			$561,919.83
				GENERAL CONDITIONS:		10%	$56,191.98
				CONSTRUCTION SUBTOTAL:			$618,149.81
				SOFT COSTS			
				CONSTRUCTION CONTINGENCY		5%	$30,907.49
				DESIGN CONTINGENCY		0%	$0.00
				A&E FEES			$60,000.00
				FF&E			$0.00
				PRINTING			$500.00
				SOFT COSTS TOTAL:			$91,407.49
				TOTAL PROJECT COST:			$709,557.30
				STATE FUNDING (% of Construction Total+ A&E Fees Only)		0.00%	$0.00
				TOWN FUNDING		0.00%	$0.00

SILVER PETRUCELLI + ASSOCIATES

3190 WHITNEY AVENUE HAMDEN CT 06518
311 STATE STREET NEW LONDON CT 06320
203 230 9007 silverpetrucelli.com

ADD ALTERNATE #1

SECTION NUMBER	WORK CATEGORIES	QTY.	UNIT	MATERIAL COST UNIT $	MATERIAL COST TOTAL	ALLOWANCE	TOTAL $
	DIVISION TWO - Demolition						
	REMOVAL OF LOCKERS & DEMO OF PLINTH BASE	220	LF	$14.00	$3,080.00		$3,080.00
				DIVISION TWO SUB-TOTAL		$3,080	
	DIVISION SIX - Wood, Plastics, and Composites						
	NEW GYPSUM WALL BOARD WALLS & STUDS (SINGLE SIDED)	1980	SF	$8.00	$15,840.00		$15,840.00
				DIVISION SIX SUB-TOTAL		$15,840	
	DIVISION NINE - Finishes						
	INTERIOR PAINTING (PAINTED WALLS)	1980	SF	$2.00	$3,960.00		$3,960.00
	WALL BASE AT NEW GWB WALLS	220	LF	$2.75	$605.00		$605.00
				DIVISION TEN SUB-TOTAL		$4,565	
				SUBTOTAL (INCLUDING O&P):			$23,485.00
				GENERAL CONDITIONS:		10%	$2,348.50
				CONSTRUCTION SUBTOTAL:			$25,871.50
				SOFT COSTS			
				CONSTRUCTION CONTINGENCY		5%	$1,293.58
				DESIGN CONTINGENCY		0%	$0.00
				A&E FEES			$0.00
				FF&E			$0.00
				PRINTING			$0.00
				SOFT COSTS TOTAL:			$1,293.58
				TOTAL PROJECT COST			$27,165.08
				STATE FUNDING (% of Construction Total+ A&E Fees Only)		0.00%	$0.00
				TOWN FUNDING		0.00%	$0.00

New Milford Public Schools

Ten-Year Enrollment Projection & School Facility Utilization Study

Board of Education Presentation

September 28, 2021

MILONE & MACBROOM — Now part of SLR

DRA

Contents

- Introduction
- Projection Comparison
- Demographics
- Enrollment History
- Enrollment Projections Update
- Elementary Equity
- Facilities Overview
- School Utilization
- Scenario Options

Introduction

- SLR International Corporation, formerly known as Milone and MacBroom
- Drummey, Rosane, Anderson, Inc (DRA)
- Ten Year Enrollment Projection & School Facility Utilization Study
- Last study done by Milone and MacBroom in 2013
- This study analyzes data through the 2020-21 school year, looking ahead to 2030-31

Projection Comparison

Year		K	1	2	3	4	5	6	7	8	9	10	11	12	K-12 Total
2014-15	Actual	262	274	309	314	339	341	346	367	316	408	332	329	352	4,289
	Projected	262	274	309	314	337	342	345	367	315	409	328	325	333	4,332
	Difference	*0.0%*	*0.0%*	*0.0%*	*0.0%*	*0.6%*	*-0.3%*	*0.3%*	*0.0%*	*0.3%*	*-0.2%*	*1.2%*	*1.2%*	*5.4%*	*-1.0%*
2015-16	Actual	242	269	277	315	309	335	338	338	358	360	361	331	325	4,158
	Projected	226	264	273	310	316	340	346	341	369	338	377	324	304	4,208
	Difference	*6.6%*	*1.9%*	*1.3%*	*1.5%*	*-2.3%*	*-1.4%*	*-2.5%*	*-1.0%*	*-3.2%*	*6.2%*	*-4.3%*	*2.2%*	*6.5%*	*-1.2%*
2016-17	Actual	273	242	271	279	308	317	344	342	342	366	342	362	323	4,111
	Projected	256	228	263	274	312	319	344	343	344	396	311	372	303	4,144
	Difference	*6.4%*	*5.9%*	*2.8%*	*1.6%*	*-1.4%*	*-0.5%*	*0.0%*	*-0.2%*	*-0.5%*	*-8.2%*	*9.1%*	*-2.7%*	*6.3%*	*-0.8%*
2017-18	Actual	232	275	253	273	291	315	325	340	343	360	353	320	349	4,029
	Projected	224	257	227	264	276	315	323	340	345	368	365	307	347	4,040
	Difference	*3.4%*	*6.4%*	*10.2%*	*3.2%*	*5.0%*	*0.1%*	*0.7%*	*-0.1%*	*-0.6%*	*-2.3%*	*-3.3%*	*4.1%*	*0.4%*	*-0.3%*
2018-19	Actual	242	234	270	260	268	290	323	323	346	348	349	349	300	3,902
	Projected	237	226	257	228	266	278	319	319	343	370	339	360	287	3,908
	Difference	*2.3%*	*3.5%*	*4.9%*	*12.3%*	*0.7%*	*4.0%*	*1.3%*	*1.1%*	*1.0%*	*-6.3%*	*2.8%*	*-3.1%*	*4.4%*	*-0.2%*
2019-20	Actual	271	256	232	271	266	267	294	323	324	358	331	333	328	3,854
	Projected	249	238	225	258	230	268	282	315	321	367	340	335	336	3,846
	Difference	*8.1%*	*6.9%*	*2.9%*	*4.9%*	*13.7%*	*-0.5%*	*4.1%*	*2.3%*	*0.8%*	*-2.6%*	*-2.9%*	*-0.6%*	*-2.6%*	*0.2%*
2020-21	Actual	223	238	248	219	258	258	266	283	320	323	342	336	293	3,607
	Projected	247	251	238	226	260	231	272	279	318	345	338	336	313	3,732
	Difference	*-10.5%*	*-5.4%*	*4.2%*	*-3.3%*	*-0.6%*	*10.3%*	*-2.1%*	*1.4%*	*0.8%*	*-6.7%*	*1.1%*	*-0.1%*	*-6.8%*	*-3.5%*

- Districtwide totals were within 1% of the last projections, except for 2020-21, likely due to the decline in enrollment because of the pandemic.

Demographics, Employment & Housing

Total Population

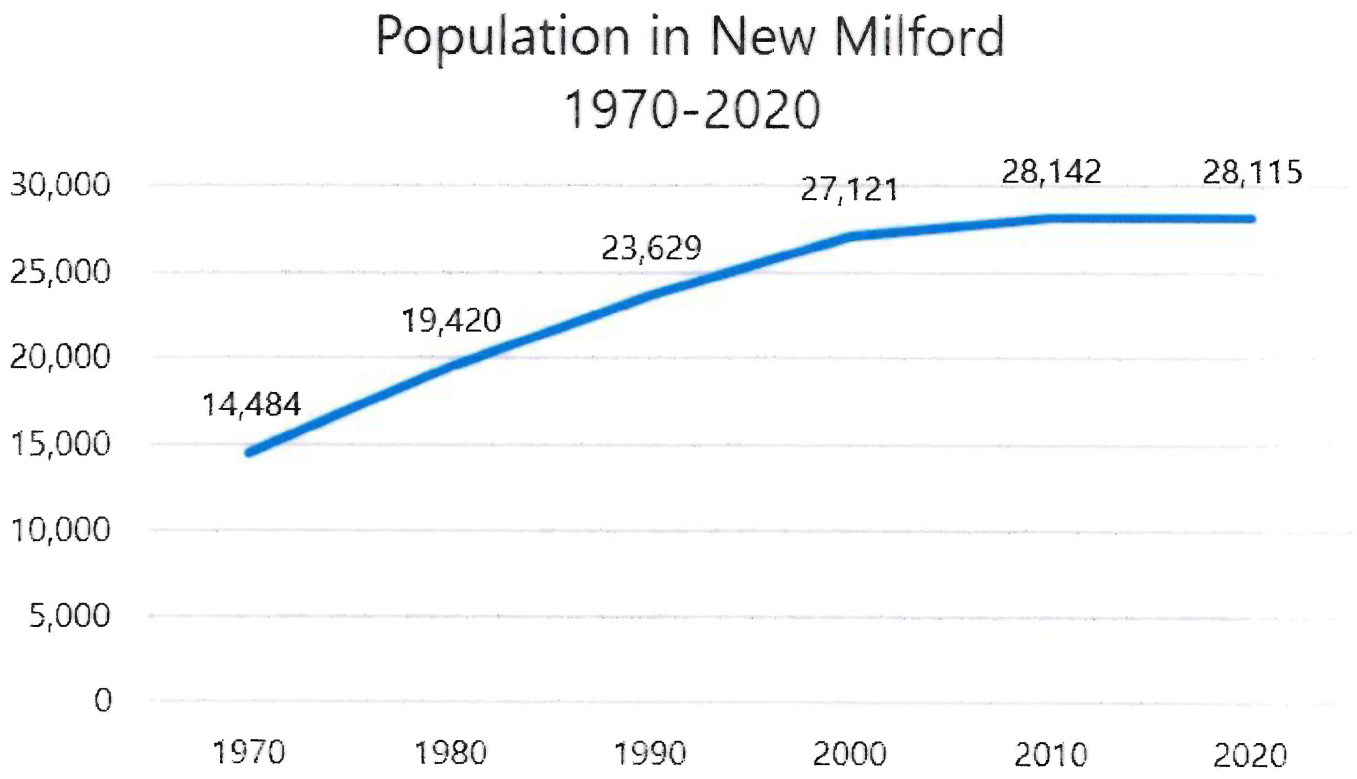

Source: US Census

- 2020 Census data shows that population in New Milford has held stable with a change of only 27 residents since 2010

Employment

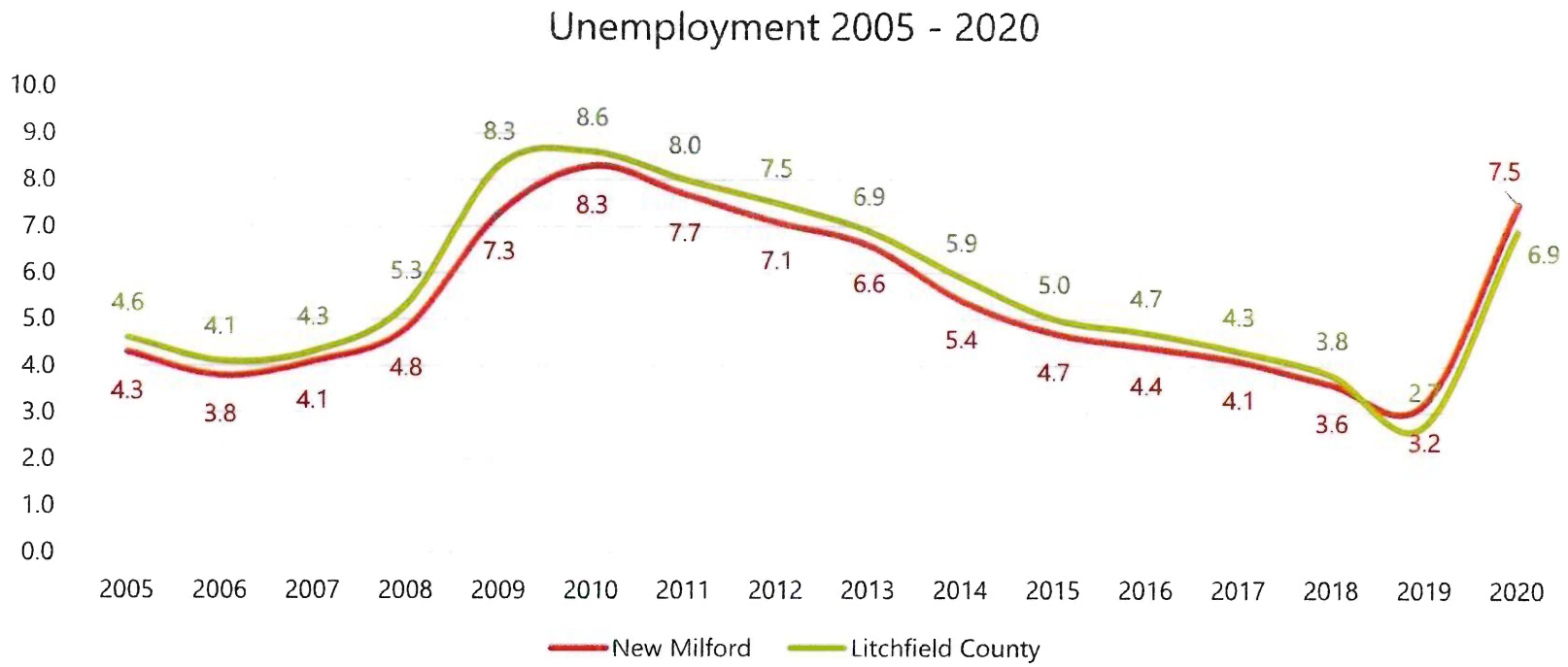

Source: Connecticut Department of Labor – Local Area Unemployment Statistics

- Significant increase in unemployment due to COVID-19 pandemic with a peak of 9.5% in June 2020.
- New Milford's unemployment rate has historically remained just below rate for Litchfield County
  - 2020 was the first year in recent history where town unemployment is higher than the county

New Milford Resident Births

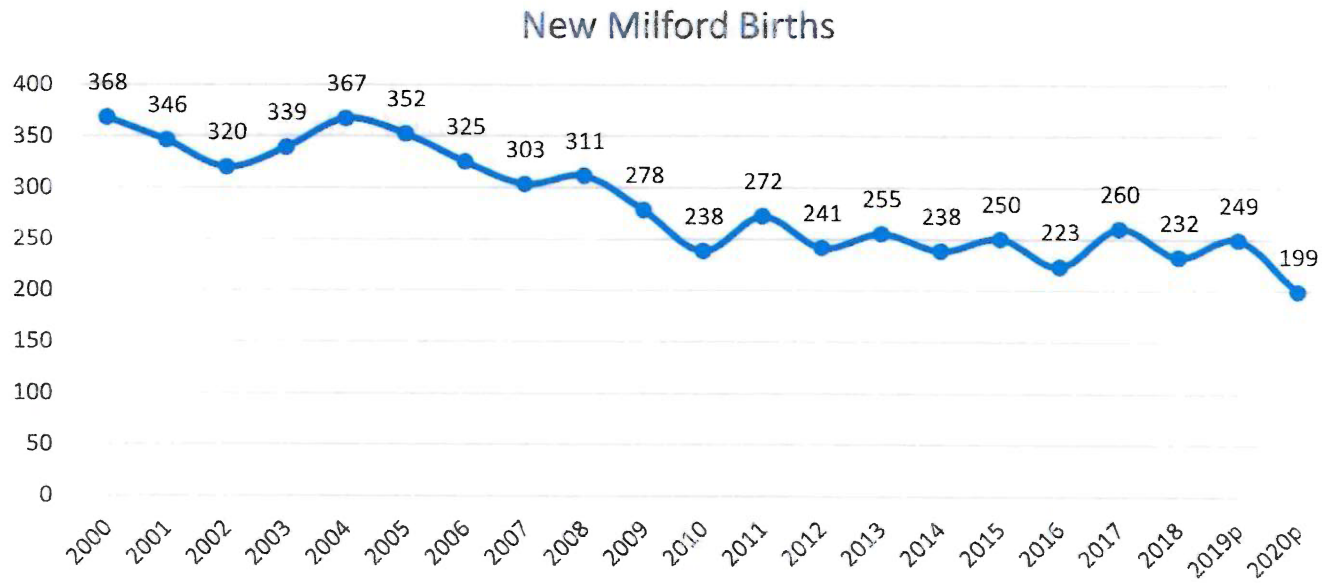

Source: CT Department of Public Health, p indicates provisional data

- New Milford births declined from 367 births in 2004 to 238 births in 2010
- From 2015 to 2019, births have stabilized and averaged 243 per year
- Births in 2020 fell to 199, a historic low

Home Sales

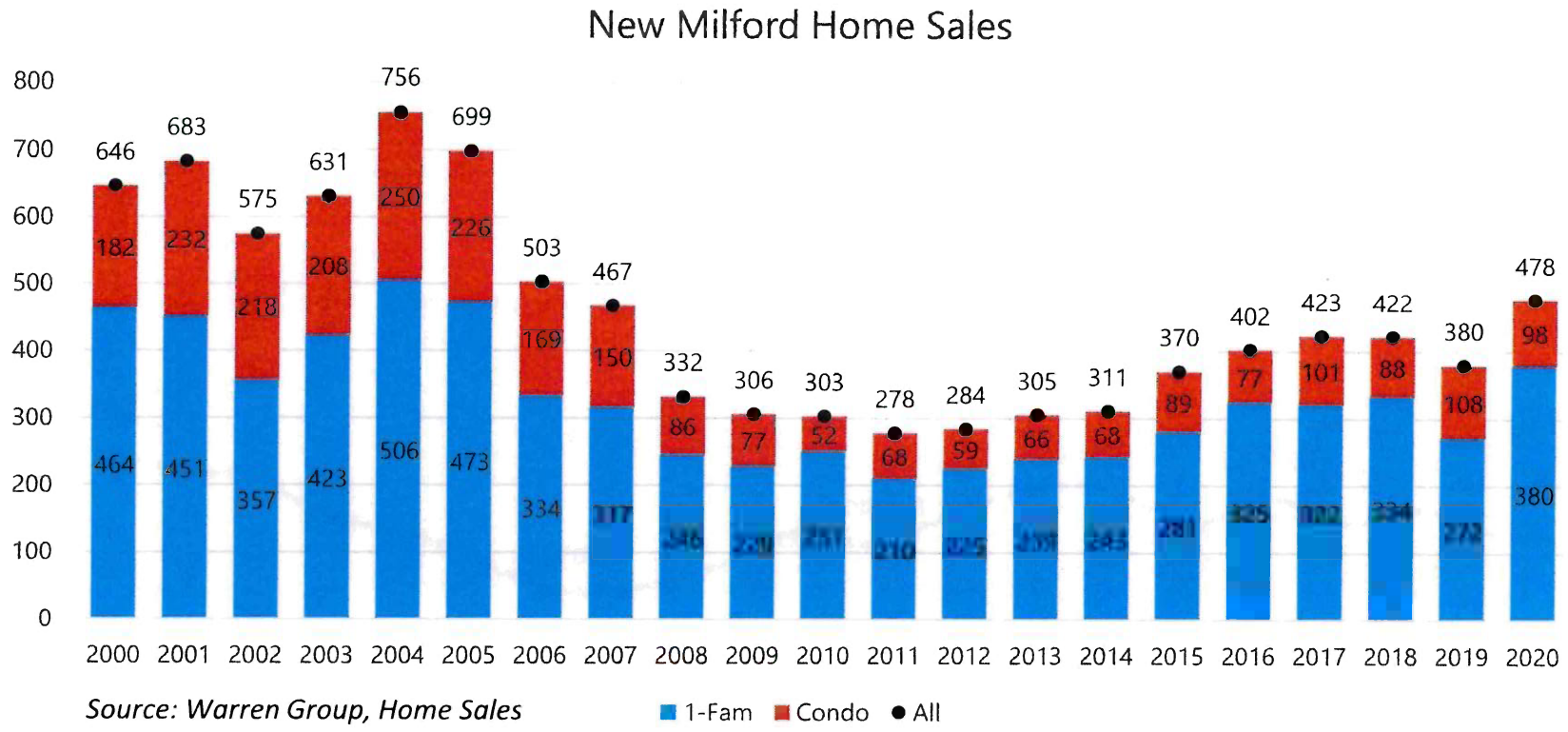

- Overall, single-family home sales have rebounded since the Recession, growing from a low of 210 sales in 2011 to a recent peak of 478 in 2020
- The increase in single family housing sales activity in 2020 is likely tied to the trends observed throughout Connecticut .
- Condominium sales for 2020 was 98, which is slightly above the five-year average

Home Sales Median Price

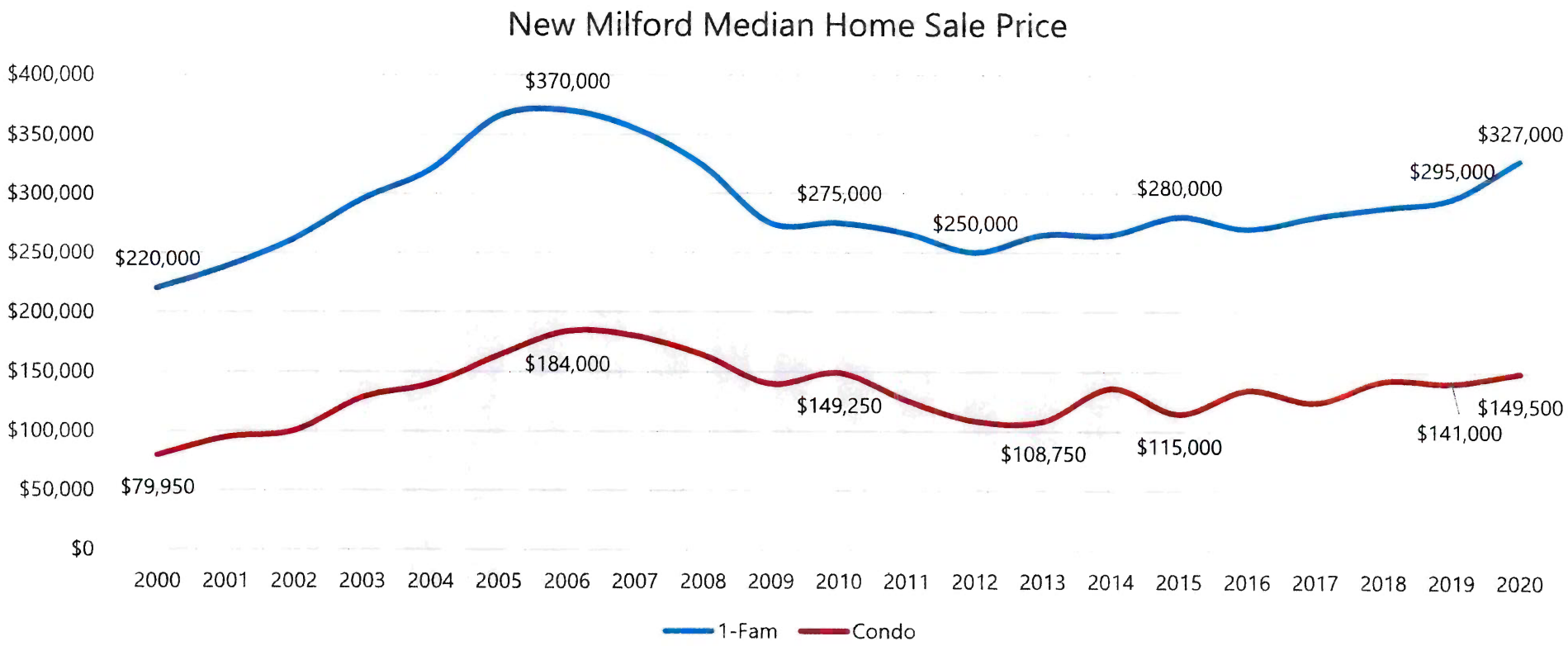

- Significant increase in median sale price for single family homes (11%) and condominiums (6%) from 2020 to 2019
- The COVID-19 pandemic has contributed to higher sale prices in New Milford and throughout the state
- Prices have not recovered to the pre-Recession peak

Housing Permits

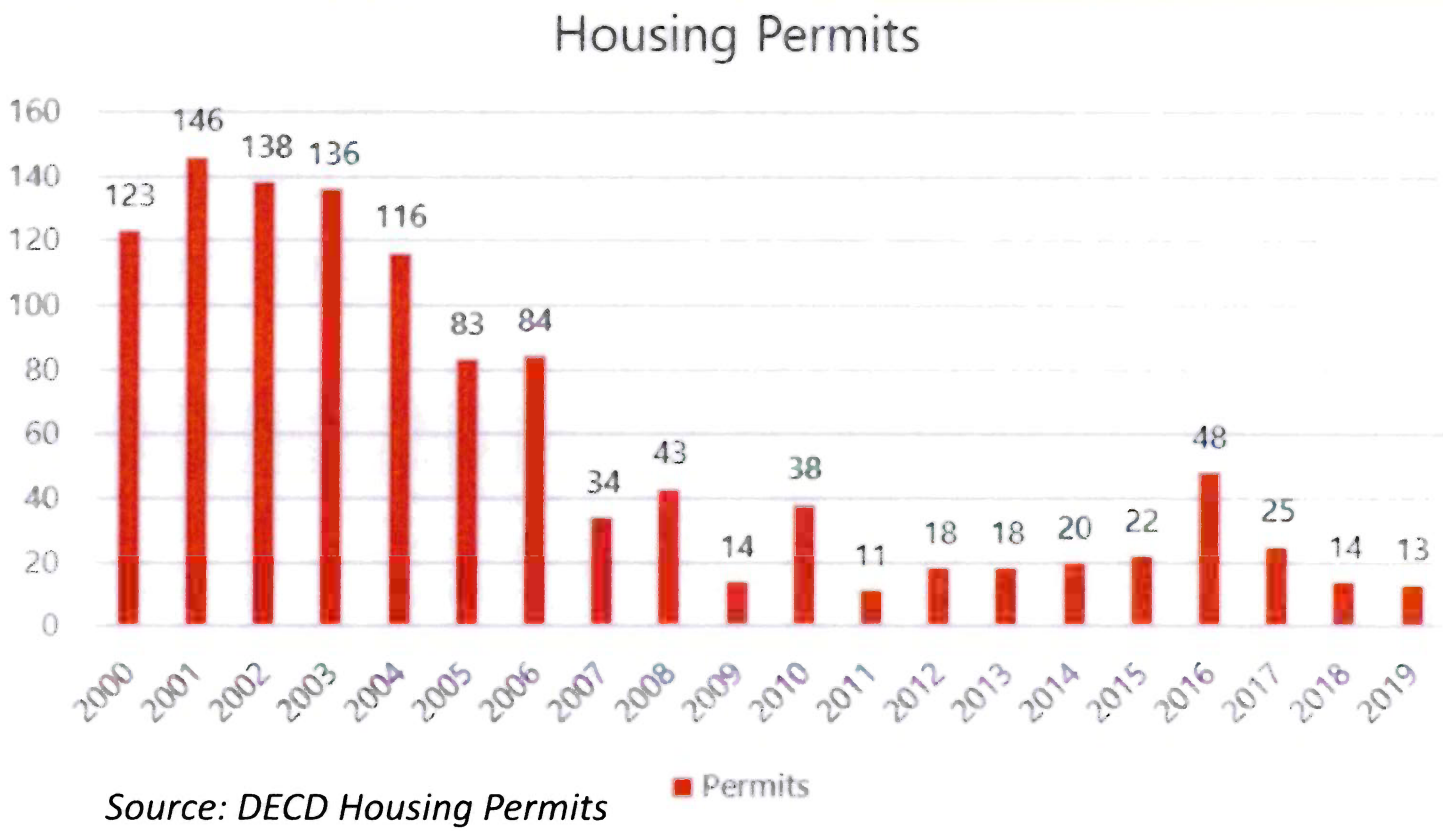

Source: DECD Housing Permits

- Between 2015 and 2019, New Milford averaged approximately 24 housing permits annually. However, the number of permits has been steadily declining, only 13 permits were issued in 2019
- New Milford has available land for the construction of new single-family homes, so this may be a driver of enrollment if new construction market strengthens

Future Housing Development

Name	District	Units	Type	Status
Riverwalk by the Housatonic	Hill and Plain	33	Affordable Housing Subdivision	Under construction
69 Lanesville Rd	Hill and Plain	30	2 Bedroom Multi-family	Permits recently issued
189 Danbury Rd	Hill and Plain	150	1, 2, & 3 Bedroom Multi-family mixed use	Approved
143 West St	Hill and Plain	109	1 & 2 Bedroom Multi-family	Approved
1 & 2 Buczek Ln / Poplar St	Northville	32	2 Bedroom Multi-family	Approved
38-46 Lanesville Rd	Hill and Plain	23	3 Bedroom Multi-family	Approved
64 Boardman Rd	Hill and Plain	12	1 Bedroom Multi-family	Approved
69 Sunny Valley Rd	Hill and Plain	6	Affordable Housing Subdivision	Approved
Total		**395**		

- 1 & 2 bedroom rental units do not typically generate students
- New Milford should not expect a significant increase in new students from currently planned/approved housing developments
- New students generated from housing are built into projections

Upcoming Developments

- Over the next few years, 395 new housing units are anticipated to come online.
- Approximately 99% are multi-family developments of varying sizes, with two developments constituting 259 new units in the Hill and Plain attendance zone

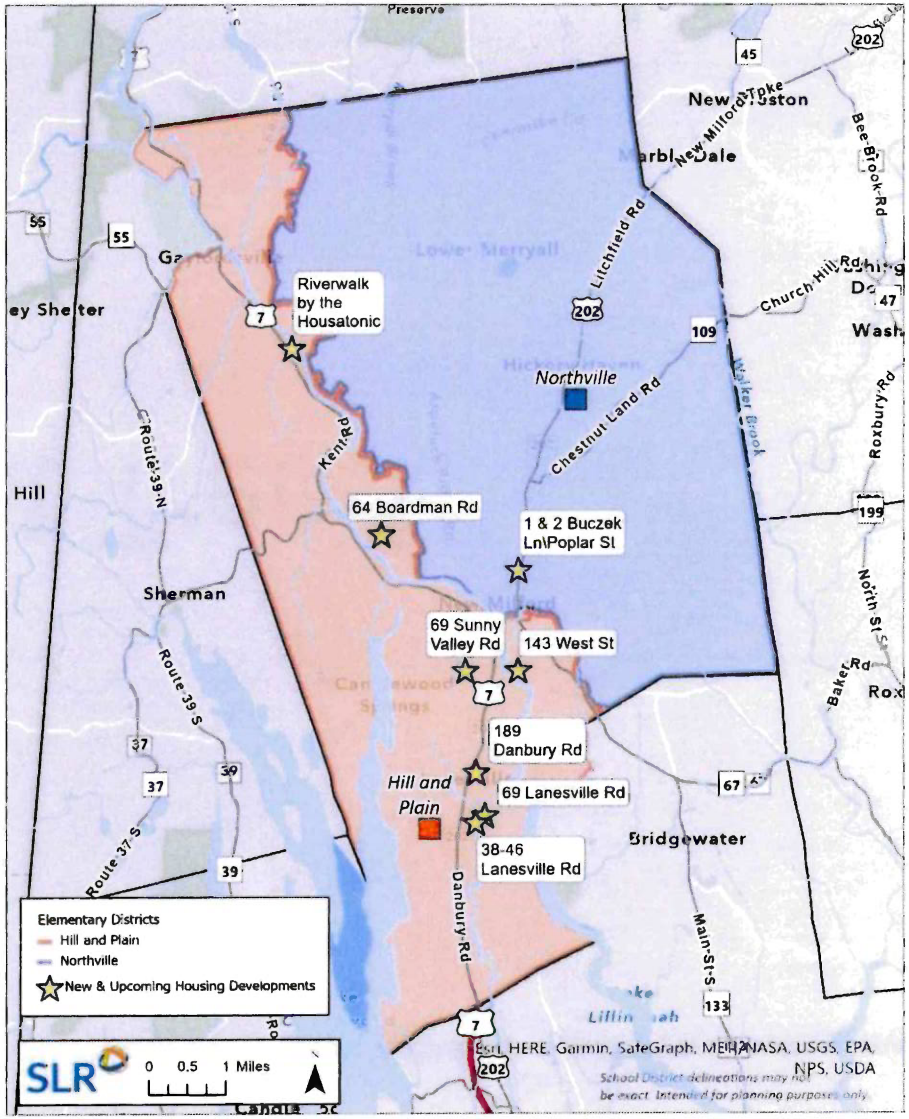

Enrollment Trends

Enrollment Trends: District

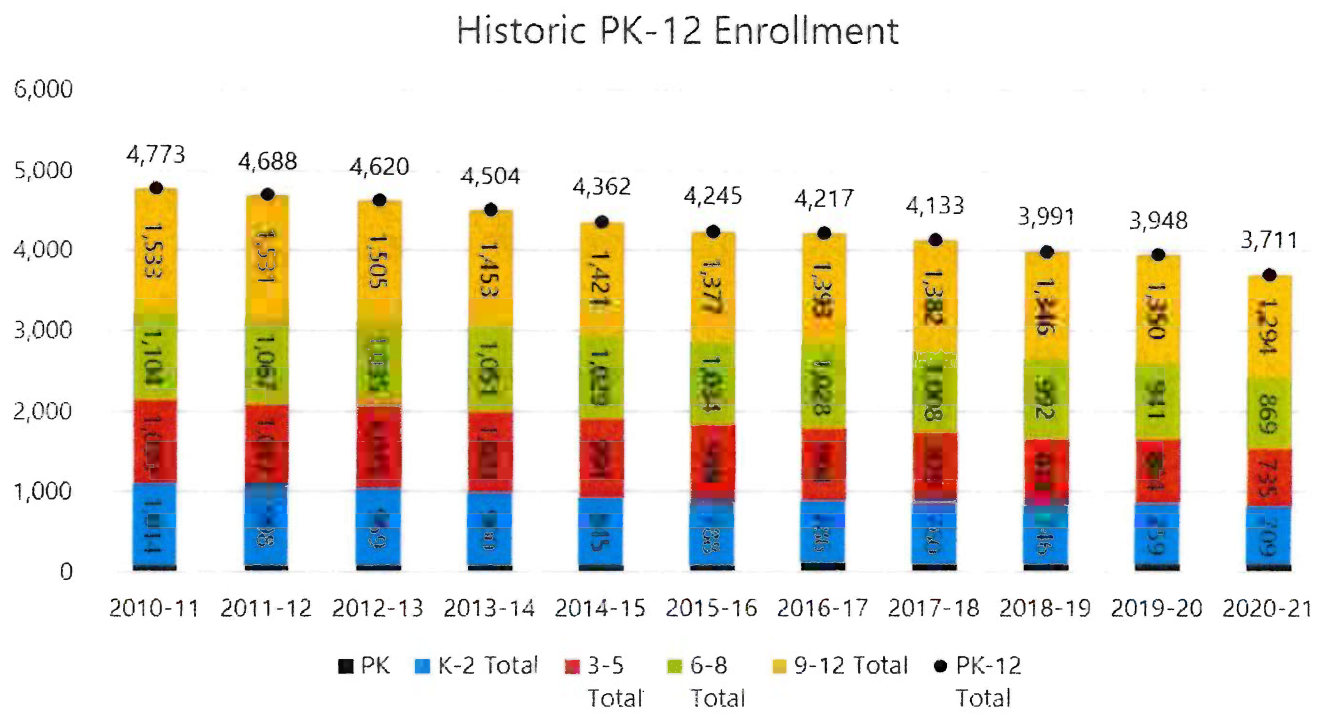

- Overall, NMPS enrollment has declined 22% over the last decade
- In the last year, there was a large drop across all grade groupings, which can be attributed to the COVID-19 pandemic
- Since 2015-16, elementary enrollment has remained generally stable except for 2020-21
- Enrollment at the intermediate, middle, and high school grade levels have decreased consistently over the last 5 years

** District provided 2020-21 enrollment may differ slightly from the preliminary data reported by the State Department of Education*

Enrollment Trends: Elementary (K-2)

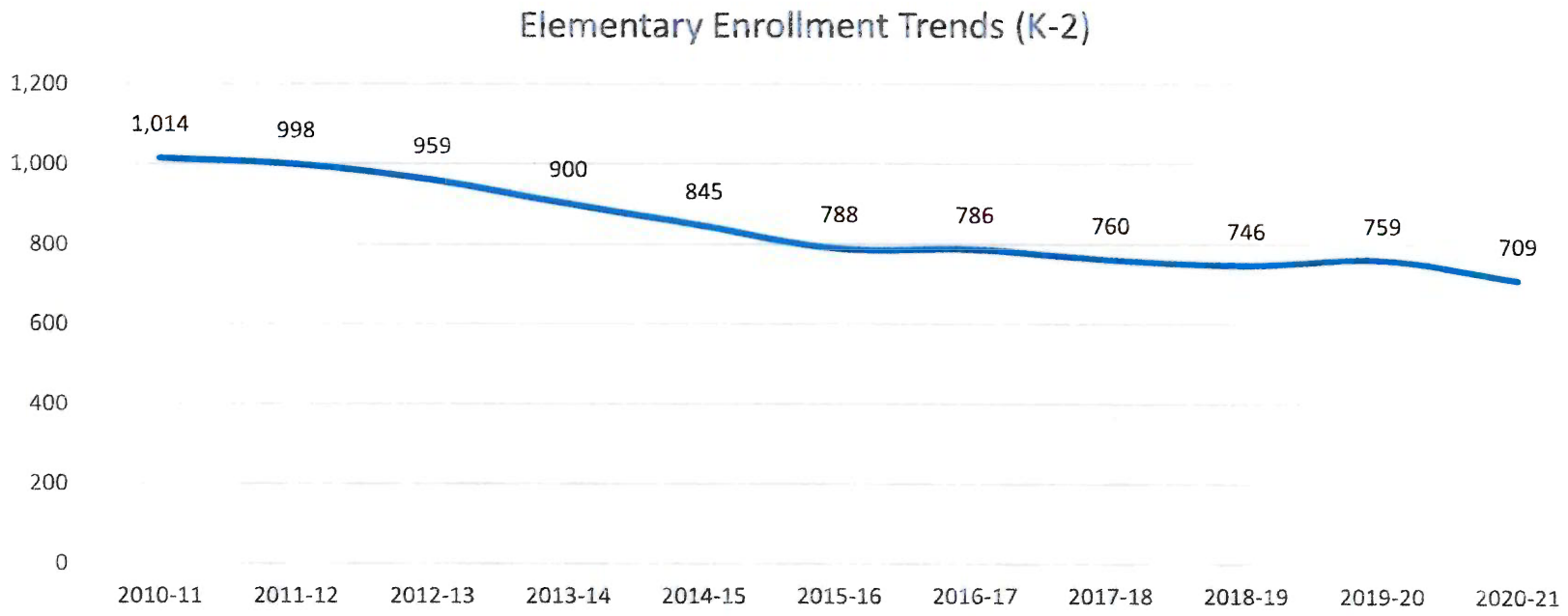

- Elementary (K-2) enrollment appears to have been slowly declining before the 2020-21 pandemic dip
- Enrollment from 2015-16 to 2019-20 remained stable ranging by about 42 students over the five-year period
- Kindergarten enrollment in 2020-21 dropped by about 48 students, which is consistent with trends seen throughout the State.

** District provided enrollment may differ slightly from the preliminary data reported by the State Department of Education*

Lunch Assistance

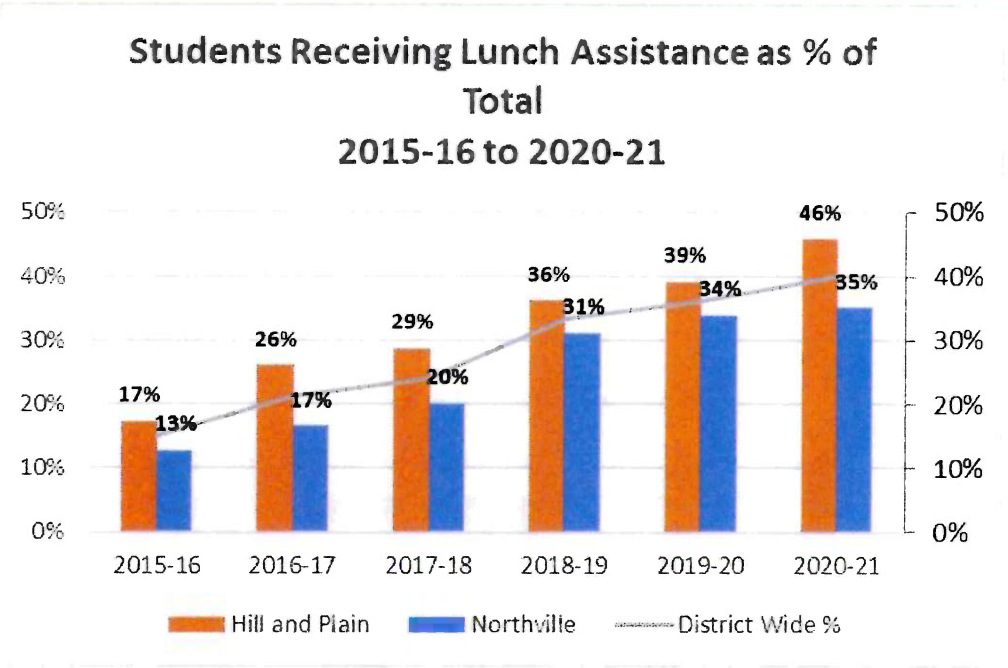

Source: EdSight

- The percentage of students receiving lunch assistance has increased steadily
- The need at Hill & Plain has increased more rapidly than at Northville, resulting in an 11% disparity between schools
- In 2020-21 40% of New Milford elementary students received lunch assistance, enabling the district to qualify for Title 1 funding eligibility

Elementary Diversity

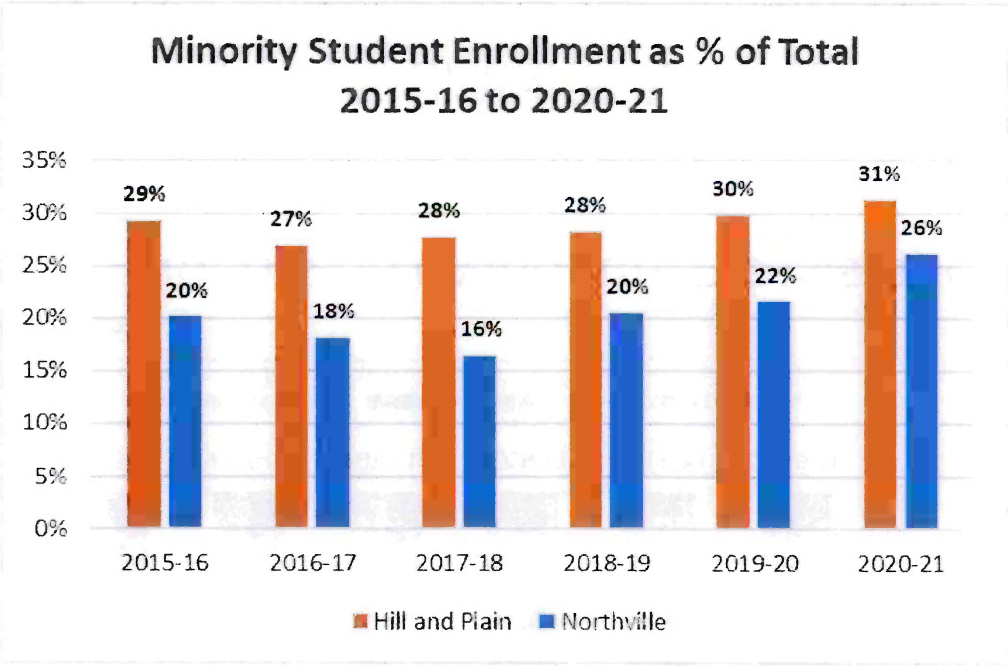

Source: EdSight

- Racial diversity has been inching upward over the last 5 years
- The minority population of the PK-2 cohort is currently 28%
- The diversity gap between the two schools has steadily shrunken and there is a now a 5% disparity between schools

Enrollment Trends: Inter. School (3-5)

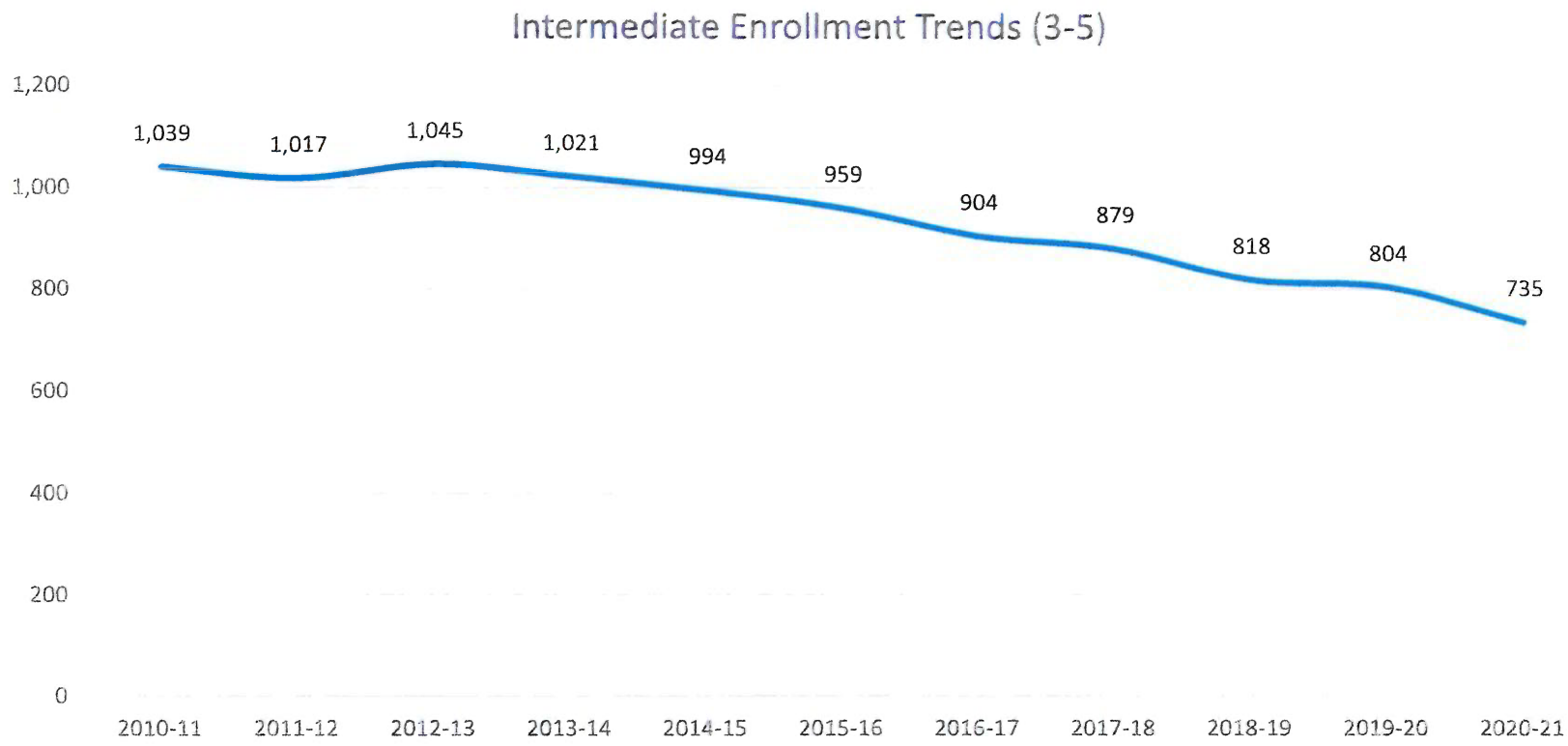

- Intermediate (3-5) enrollment appears to have been slowly declining before the 2020-21 pandemic dip, beginning in 2012-13
- Over the last 5 years Intermediate enrollment has decreased 18.7%

** District provided enrollment may differ slightly from the preliminary data reported by the State Department of Education*

Enrollment Trends Summary

- Overall enrollment is trending downward
- All cohorts have seen declines in enrollment
- Trends started declining in 8-9 years ago and have tapered slowly or held stable over the past 5 years

** District provided enrollment may differ slightly from the preliminary data reported by the State Department of Education*

Enrollment Projections

Projections Building Blocks

Starting Data

Critical to the overall accuracy of the projections, as each year builds upon the last.

District Projections

Town of New Milford Births

Obtained from CT DPH

Historic Enrollment Trends

Obtained from NMPS and EdSight

Individual School Projections

Town of New Milford Births

Obtained from CT DPH

Geolocated Enrollment Data

Obtained from NMPS and address matched

Projection Assumptions

Several projection models are developed by applying different persistency ratios to building blocks

- 5-Year Average
- 3-Year Average
- 3-Year Weighted
- Blended

Demographic and Housing Data

Used to inform model selection

- Unemployment (Town, Region)
- Housing Permit Activity
- Home Sales (1-family, condos)
- Women of Child-Bearing Age + Fertility Rates
- Population Projections & Development Capacity

Projections Primer

Cohort Survival Method

- Based on Cohort Survival Methodology - Standard method for enrollment projections
- Methodology accepted by CSDE School Construction Projects (CGS 10-283)
- The Cohort Survival Methodology relies on **observed data from the recent past in order to predict the near future**
- Methodology works well for stable populations, including communities that are growing or declining at a steady rate

Projections Primer

Persistency Ratios

- Persistency ratios are calculated from historic enrollment data to determine growth or loss in a class as it progresses through school system.
- Persistency ratios account for the various external factors affecting enrollments, including housing characteristics, residential development, economic conditions, student transfers in and out of the system, and student mobility.
- Housing construction is accounted for in the persistency ratios.
- Persistency Ratio of 1.0 means cohort size remains the same; 1.05 means the cohort size increases by 5%, or a cohort of 100 grows to 105 the following year.
- Changes in population, housing stock and tenure, and economic conditions help explain persistency ratios.

Persistency Ratios

Year	K-1	1-2	2-3	3-4	4-5	5-6	6-7	7-8	8-9	9-10	10-11	11-12	Elem Migration (K-5 to 1-6)
2008-09	1.044	0.984	0.984	0.975	0.989	1.000	1.000	1.015	1.098	0.907	0.951	0.909	-0.42%
2009-10	1.036	1.017	0.965	0.987	0.994	1.031	1.013	1.013	1.012	0.925	0.992	0.971	0.53%
2010-11	1.040	1.003	1.003	1.017	0.987	0.997	0.984	0.995	1.047	0.924	0.987	0.948	0.68%
2011-12	1.073	0.985	0.994	0.986	1.013	0.997	0.989	0.986	1.033	0.933	1.018	0.946	0.73%
2012-13	0.984	0.980	0.985	1.017	1.008	1.019	0.995	1.017	1.048	0.941	1.021	0.964	-0.10%
2013-14	1.029	1.000	0.988	1.015	0.986	1.027	1.000	0.992	1.031	0.919	0.969	0.990	0.75%
2014-15	0.993	0.975	1.023	0.997	1.018	1.000	0.981	0.997	1.133	0.907	0.968	0.951	0.10%
2015-16	1.027	1.011	1.019	0.984	0.988	0.991	0.977	0.975	1.139	0.885	0.997	0.988	0.22%
2016-17	1.000	1.007	1.007	0.978	1.026	1.027	1.012	1.012	1.022	0.950	1.003	0.976	0.80%
2017-18	1.007	1.045	1.007	1.043	1.023	1.025	0.988	1.003	1.053	0.964	0.936	0.964	2.49%
2018-19	1.009	0.982	1.028	0.982	0.997	1.025	0.994	1.018	1.015	0.969	0.989	0.938	0.37%
2019-20	1.058	0.991	1.004	1.023	0.996	1.014	1.000	1.003	1.035	0.951	0.954	0.940	1.41%
2020-21	0.878	0.969	0.944	0.952	0.970	0.996	0.963	0.991	0.997	0.955	1.015	0.880	-4.86%

- Estimate of migration tracks changes in grades K-5 one year compared to grades 1-6 the following year
  - First year of negative elementary migration 2012-13
- Impact of pandemic noticeable
  - Elementary out-migration experienced for the first time in recent history
  - Lower persistency ratios across all grade, except for 10-11

Birth-K Persistency Ratios

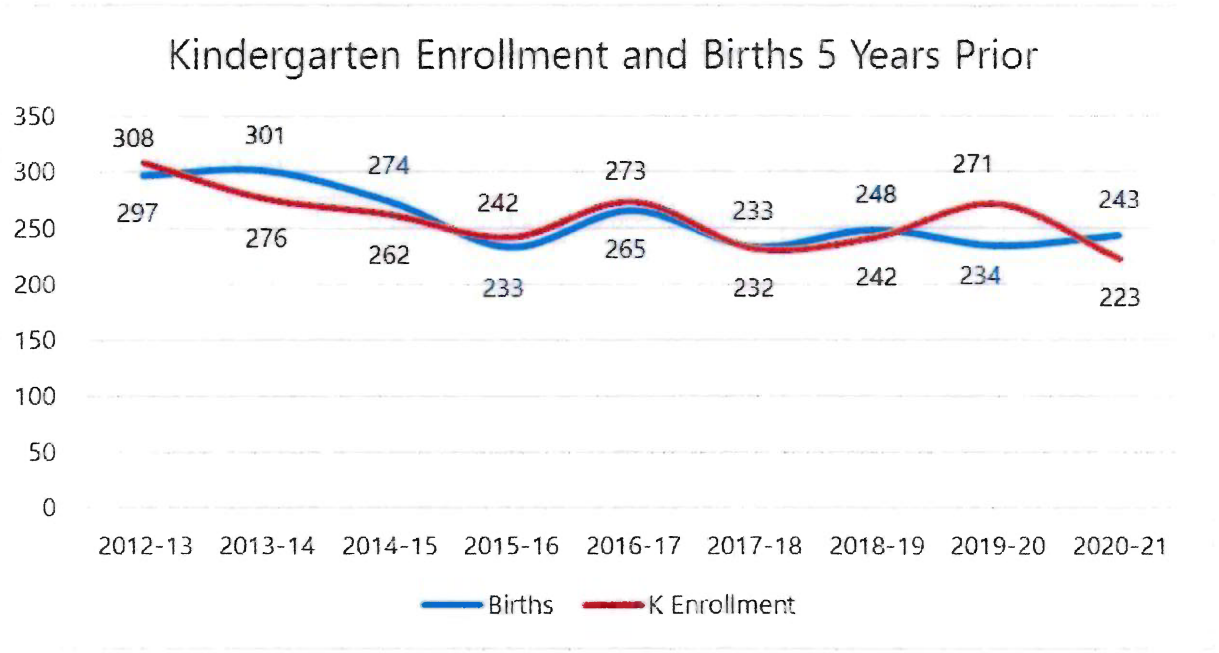

- Over the past five-years, **Birth-K persistency ratios have averaged 1.02** – or 102 kindergarteners for every 100 births 5-years prior
- **Birth-K persistency decreased to 0.92 in 2020-21, lower than last several years**
- Decrease in Kindergarteners this school year is similar to trends observed across the state. Homeschool, private kindergarten, and delayed entry all impacting this year's kindergarten class

Resident Birth Projections

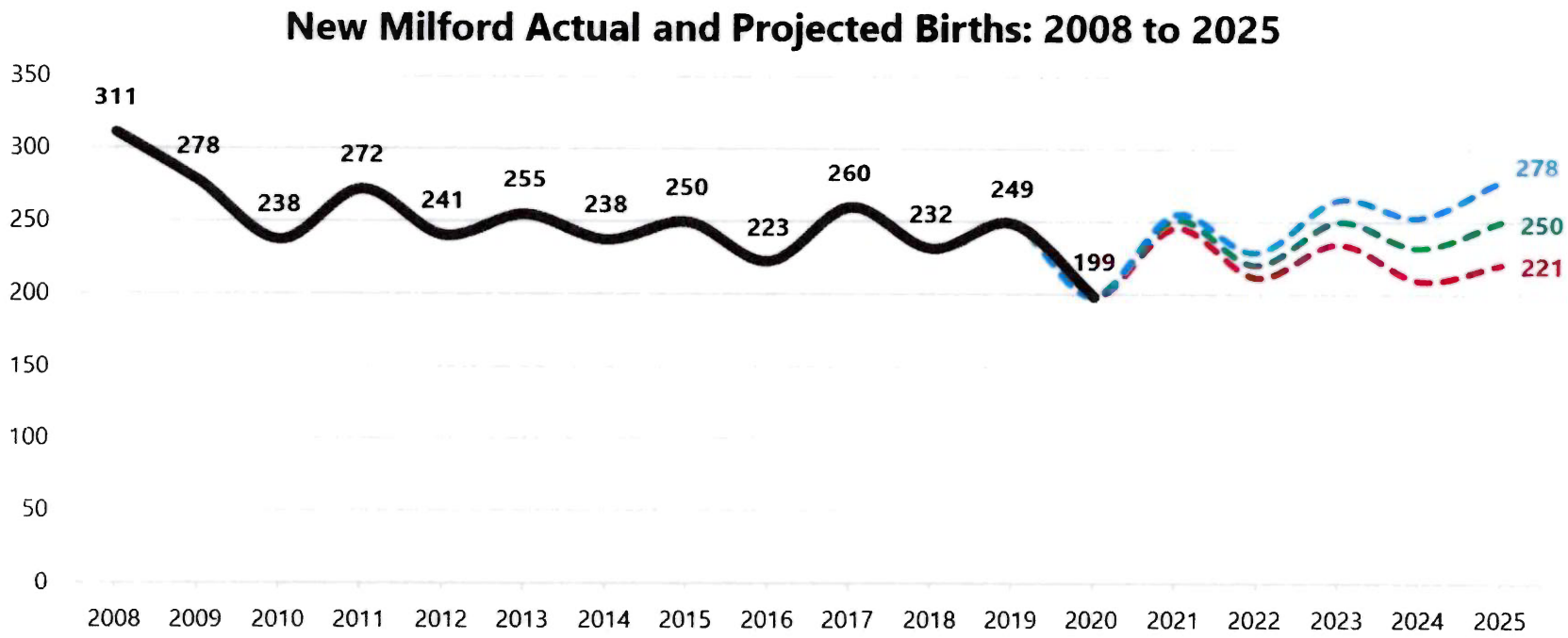

- Births projected from 2021 through 2025 corresponding with projected kindergarten classes for 2026-27 through 2030-31
- Absent of Cohort level 2020 Census information, linear trends were used to project births from 2021 through 2025, ranging from 210 to 278 per year through 2025

Housing Multipliers

Address	Total Units	Elementary District	Estimated Students Generated at Full Occupancy
189 Danbury Rd	150	Hill and Plain	33
143 West St	109	Hill and Plain	24
Total	**259**		**57**

- Housing multipliers were added for the developments with over 100 units
  - These units are not expected to have occupants until 2024-25. Occupancy rates are assumed to increase over time
  - Students generated were calculated using ESI Residential Demographic Multipliers
- Smaller developments are assumed in the base projection based on continued rate of construction

Districtwide Projections (Low, Med, High)

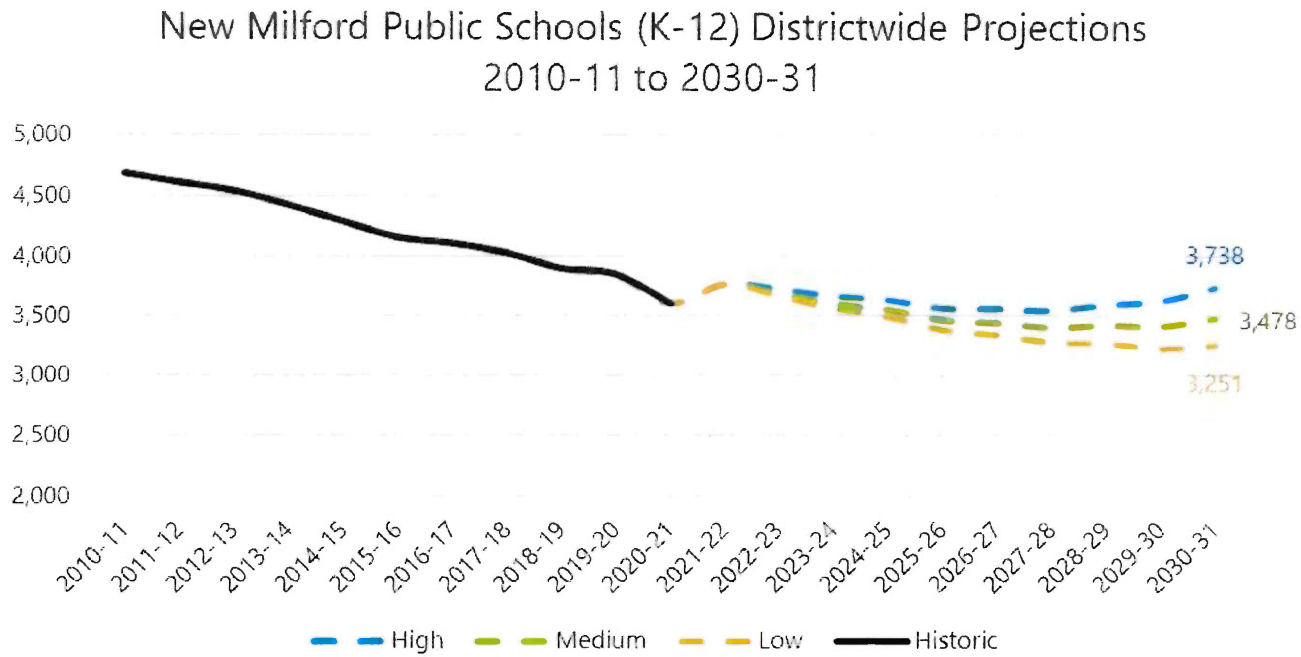

Medium projections model most closely aligns with underlying demographic, housing, and economic trends

- Medium model (recommended) assumes a moderate rate of recovery. High model would assume a more rapid recovery, while the low model assumes a prolonged recovery
- Recent changes to enrollment drivers from the pandemic bear watching. Should the current active housing market conditions continue, the High Projection Model may prove more accurate
- **Under the medium model, enrollment is projected to continue declining to about 3,478 students by 2030-31**

Districtwide Projections (Medium)

Enrollment Projections, by Grade: 2020-21 to 2030-31

School Year	K	1	2	3	4	5	6	7	8	9	10	12	PK	K-2 Total	3-5 Total	6-8 Total	9-12 Total	K-12 Total	PK-12 Total
2020-21	223	238	248	219	258	258	266	283	320	323	342	293	104	**709**	**735**	**869**	**1,294**	**3,607**	**3,711**
2021-22	268	271	257	248	219	269	284	290	320	334	345	332	117	**796**	**736**	**894**	**1,342**	**3,768**	**3,885**
2022-23	271	273	273	260	251	219	274	283	292	331	321	313	117	**817**	**730**	**849**	**1,296**	**3,692**	**3,809**
2023-24	242	276	275	277	263	251	223	273	285	302	318	313	117	**793**	**791**	**781**	**1,241**	**3,606**	**3,723**
2024-25	261	248	279	280	282	264	257	223	276	296	291	293	117	**788**	**826**	**756**	**1,186**	**3,556**	**3,673**
2025-26	213	266	250	283	284	282	269	256	225	285	284	290	117	**729**	**849**	**750**	**1,138**	**3,466**	**3,583**
2026-27	264	218	269	254	288	285	289	269	259	234	275	265	117	**751**	**827**	**817**	**1,048**	**3,443**	**3,560**
2027-28	231	269	220	272	257	288	291	288	271	268	225	260	117	**720**	**817**	**850**	**1,017**	**3,404**	**3,521**
2028-29	265	238	272	225	278	258	296	292	291	281	259	250	117	**775**	**761**	**879**	**1,007**	**3,422**	**3,539**
2029-30	246	270	239	276	228	277	264	295	293	301	270	205	117	**755**	**781**	**852**	**1,025**	**3,413**	**3,530**
2030-31	266	252	272	244	281	228	284	264	297	304	290	236	117	**790**	**753**	**845**	**1,090**	**3,478**	**3,595**

Source: SLR Projections based on variable Birth-K PRs and 4 year PRs for grades 1 through 12

- Overall total enrollment is expected to rebound in the short term and then decline over time

MILONE & MACBROOM — Now part of SLR — DRA

Elementary Projections (Medium)

Northville					
	K	1	2	Total	Utilization
2020-21	115	135	137	387	81%
2021-22	148	141	150	439	92%
2022-23	149	152	146	447	93%
2023-24	134	153	156	443	92%
2024-25	144	138	158	440	92%
2025-26	117	148	143	408	85%
2026-27	145	120	153	418	87%
2027-28	126	149	124	399	83%
2028-29	144	130	154	428	89%
2029-30	134	148	134	416	87%
2030-31	144	138	153	435	91%

Hill and Plain					
	K	1	2	Total	Utilization
2020-21	109	101	112	322	90%
2021-22	120	130	107	357	99%
2022-23	122	121	127	370	103%
2023-24	108	123	119	350	97%
2024-25	117	110	121	348	97%
2025-26	96	118	107	321	89%
2026-27	119	98	116	333	93%
2027-28	105	120	96	321	89%
2028-29	121	108	118	347	97%
2029-30	112	122	105	339	94%
2030-31	122	114	119	355	99%

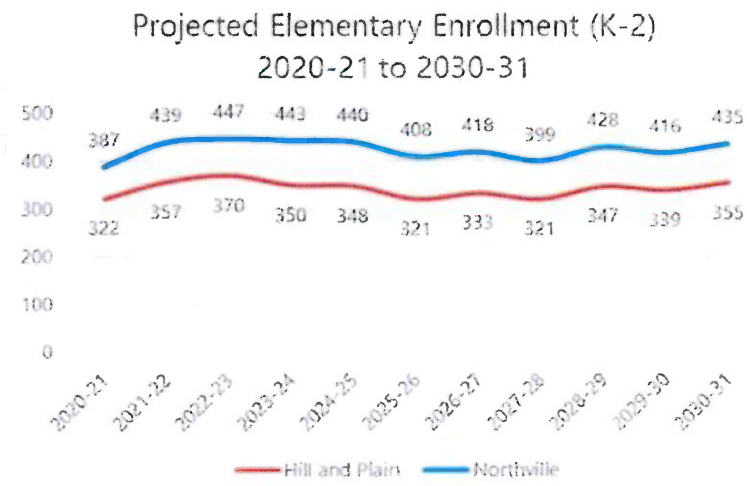

Source: SLR Projections

- Northville averages about 55% of total K-2 student share, Hill and Plain with remaining 45%
- Northville reaches peak enrollment of 447 students in 2022-23
- Hill and Plain reaches peak enrollment in 2022-23 with 370 students, and exceeds capacity
- By the end of the projection horizon, enrollment at Hill and Plain is projected to increase by 10.2%, and at Northville enrollment is projected to grow by 10.2%

MILONE & MACBROOM — Now part of SLR — DRA

Elementary Projections (Medium)

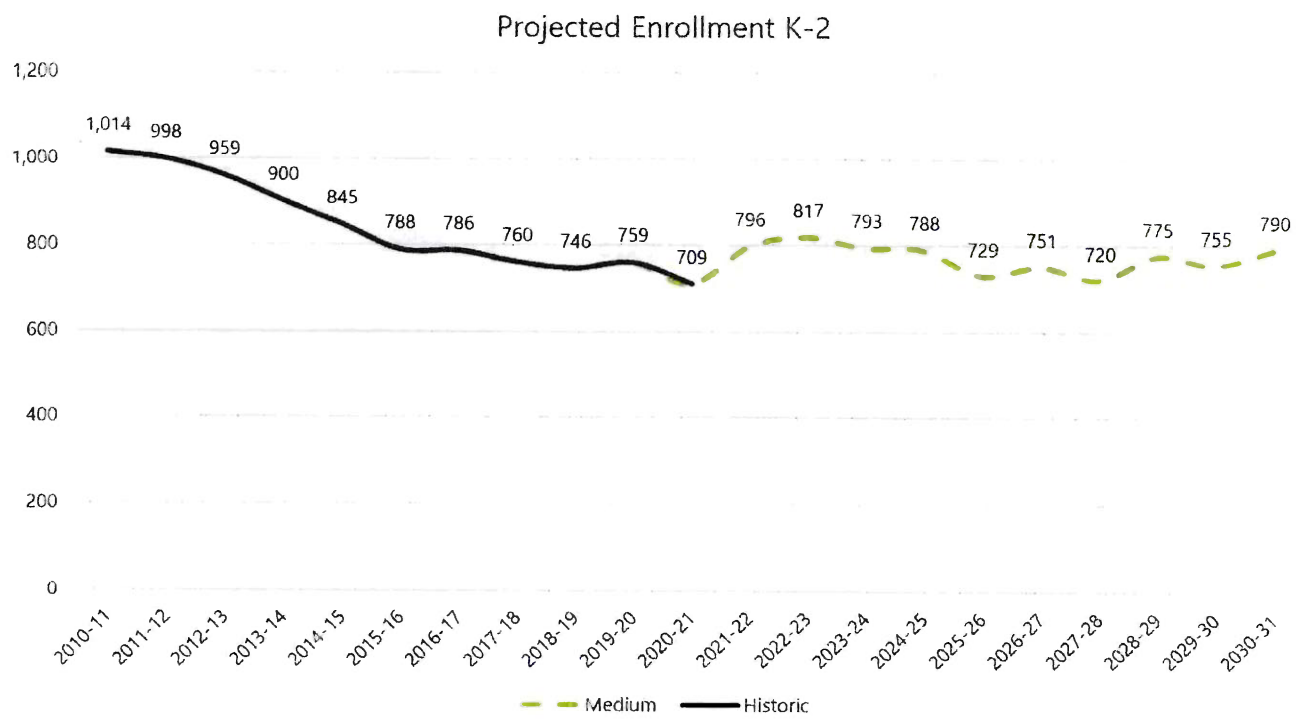

- **Enrollments projected to rebound next year as homeschool students, delayed entry students, and private school students return to NMPS**
- Projections show a peak at 817 students in 2022-23 and relative stability in the first 5 years, similar to enrollment levels around 5 years ago
- Elementary enrollment is projected to fall in 2025-26 before gradually increasing to 790 in 2030-31

Intermediate School Projections (Medium)

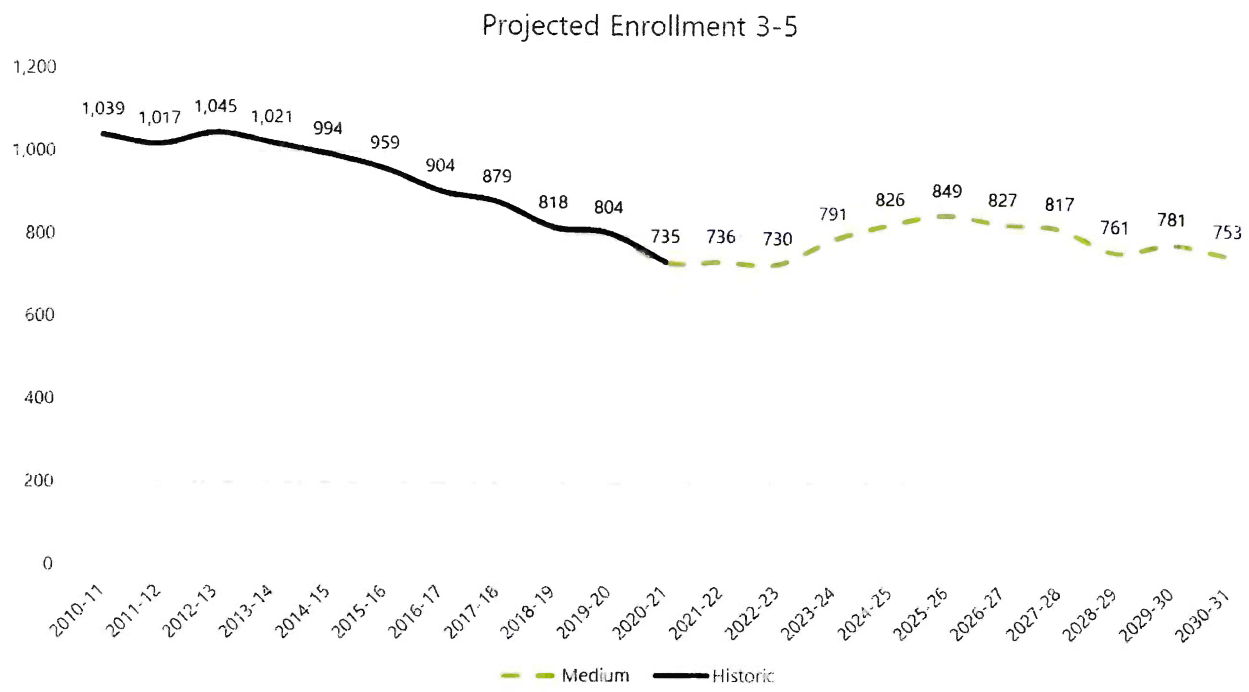

- **Intermediate School enrollment projected to increase over the next ten years, reaching 753 students by 2030-31**
- Larger K-2 classes matriculating upward
- Intermediate enrollments are projected to peak in 2025-26 with 849 students
- Larger K-2 classes matriculating upward in the short term

School Facilities Overview, Capacity & Utilization

Space Recommendations

Guidance for student space allocations come from:

- Office of School Construction Grant Review (OSCGR) for funding future construction
- Professional organizations: National Science Teachers Association, US Centers for Disease Control, US Dept. of Education, American Institute of Architects Committee for Architecture in Education
- Guidance is not regulatory
- Best practices evolve and change over time

Enrollment Planning Guidelines

For capacity planning purposes we assume:

- Hill and Plain
  - 6 sections per grade at 21 students per class = 378
- Northville
  - 8 sections per grade at 21 students per class = 504
- Planning targets are 95% of functional capacity to allow for future flexibility
- Actual sections used in 2020-21 school year:
  - Hill and Plain 6 per grade
  - Northville 8 for K, 1st and 7 for 2nd

School	Class Size	Sections per grade	Functional Capacity (K2)	Planning Target (95%)
Hill & Plain	21	6	378	359
Northville	21	8	504	479
		Total K-2	882	838

Enrollment Projections by Building & Grade

		Grade					
		PK	K	1	2	TOTAL	
HILL & PLAIN	March 1, 2020	63	117	115	104	399	*HILL & PLAIN*
	FY 21-22 Projected	64	115	117	115	411	
	Enrollment Change	1	-2	2	11	12	
	# of Teachers	2.5 (5 sec)	6	6	6		
	Current Class Size	12.6	19.5	23.0	20.8		
	New Class Size	12.8	19.2	19.5	19.2		
	Class Size Change	0.2	-0.3	-3.5	-1.6		

		Grade					
		PK	K	1	2	TOTAL	
NORTHVILLE	March 1, 2020	52	154	142	128	476	*NORTHVILLE*
	FY 21-22 Projected	53	153	154	142	502	
	Enrollment Change	1	-1	12	14	26	
	# of Teachers	2.5 (5 sec)	8	8	7		
	Current Class Size	10.4	22.0	17.8	18.3		
	New Class Size	10.6	19.1	19.3	20.3		
	Class Size Change	0.2	-2.9	1.5	2.0		

MILONE & MACBROOM — Now part of SLR — DRA

Elem. Capacity & Utilization

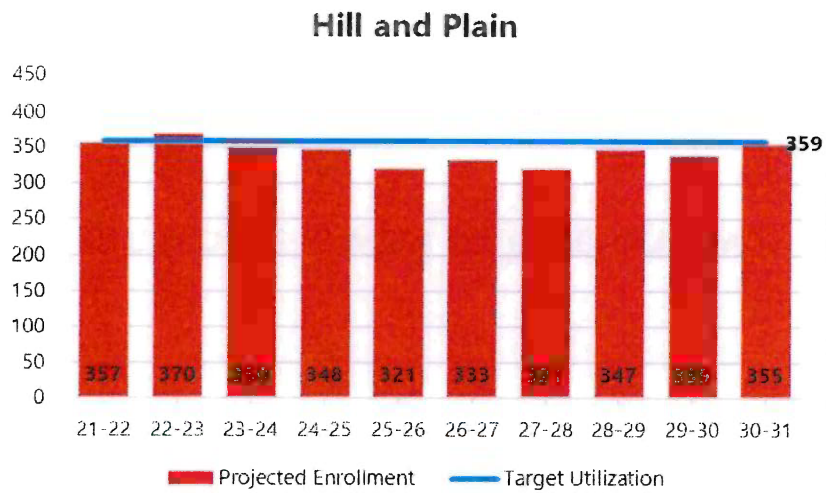

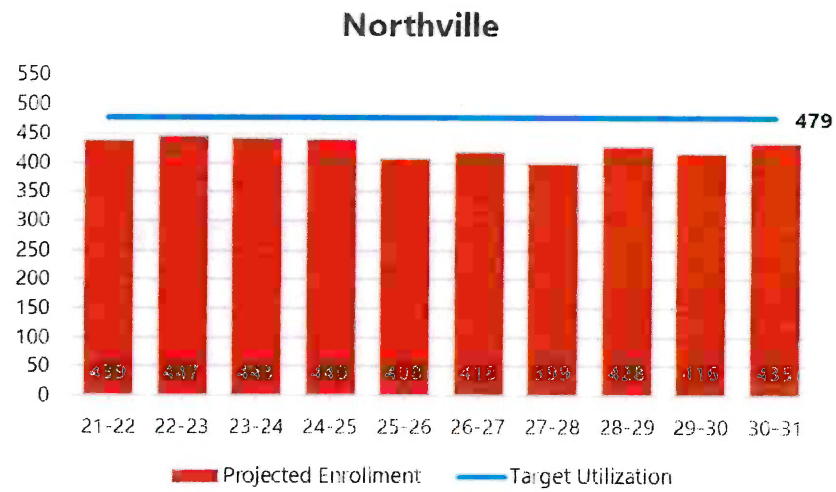

Assumes loading level of 21 students for Full-size CRs

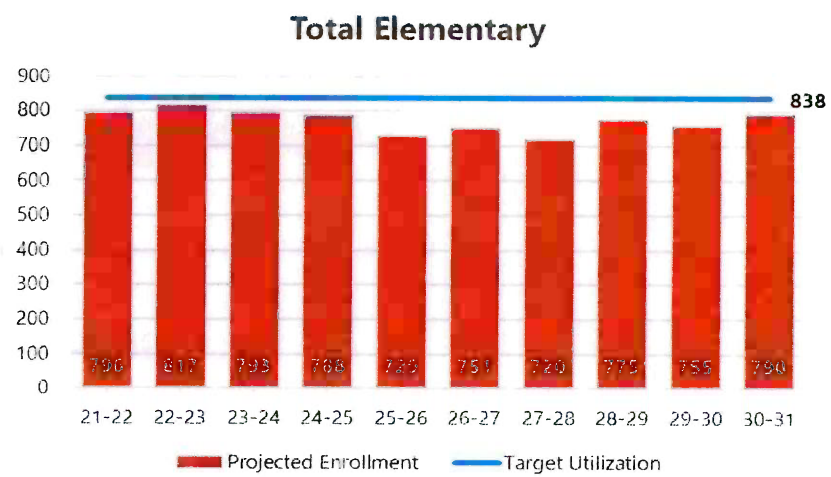

Sarah Noble Intermediate Utilization

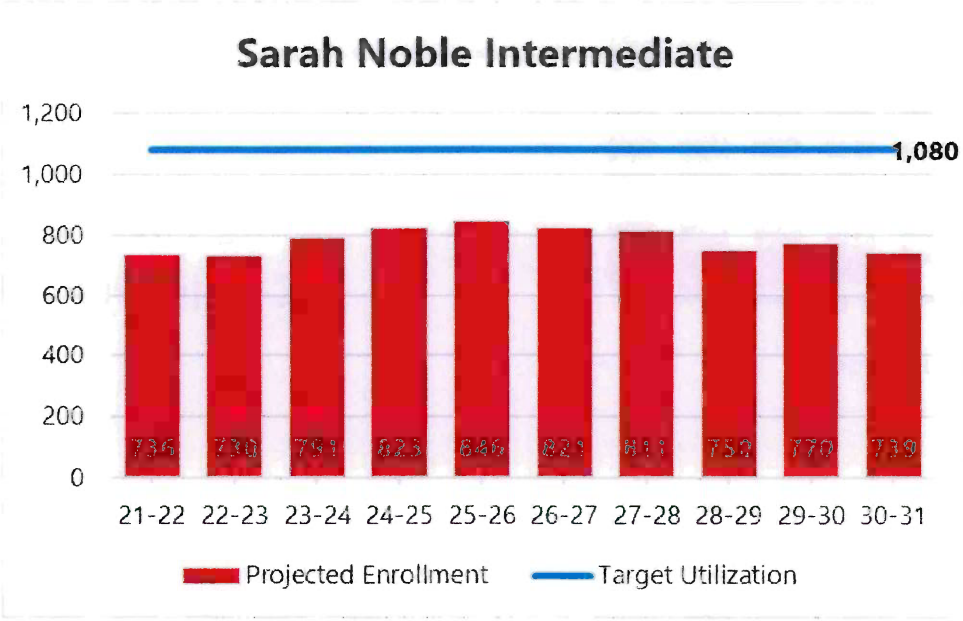

- Sarah Noble is well utilized and will not exceed capacity.

Assumes loading level of 24 students for Full-size CRs

Schaghticoke Middle School Utilization

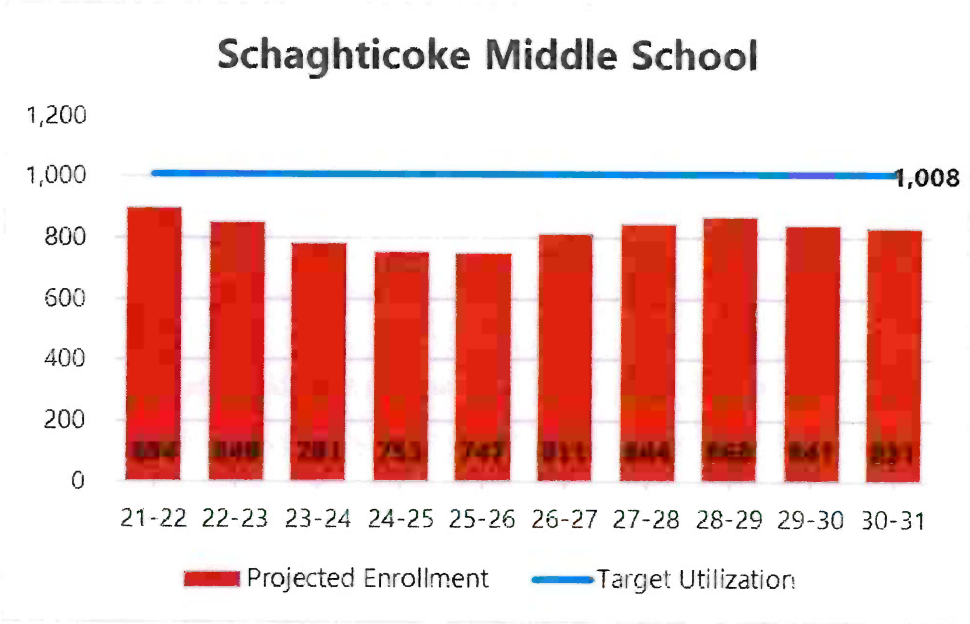

- Schaghticoke is well utilized and will not exceed capacity.

Assumes loading level of 24 students for Full-size CRs

MILONE & MACBROOM Now part of SLR DRA

New Milford High School Utilization

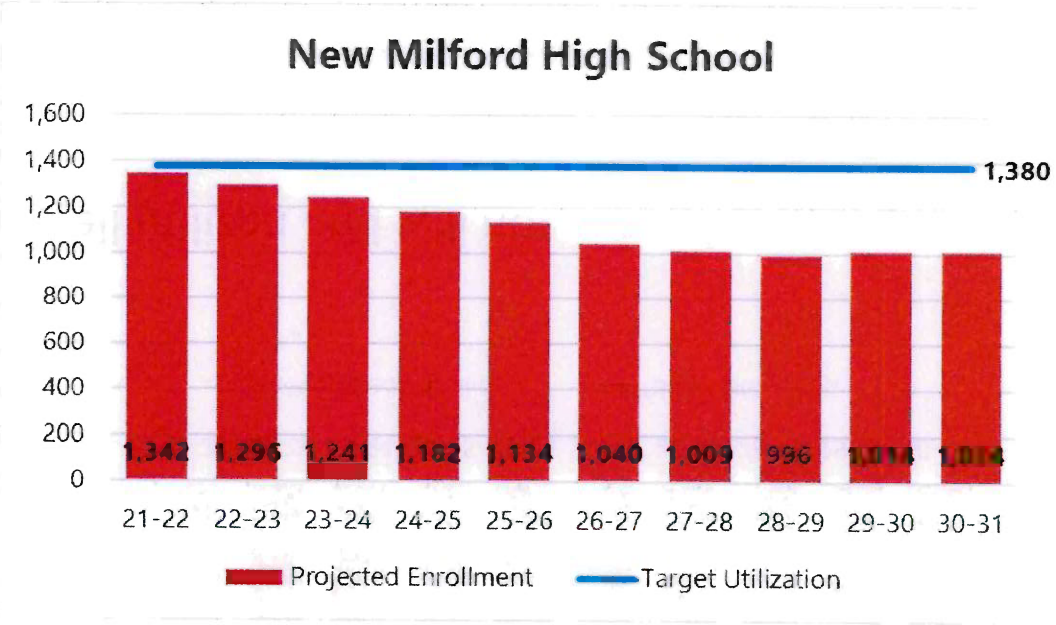

- While New Milford High School is near capacity, enrollment is projected to fall, freeing up more space.

Capacity based on OSCGR calculation of GSF

Building Assessments

Northville Elementary School – Space Use Analysis

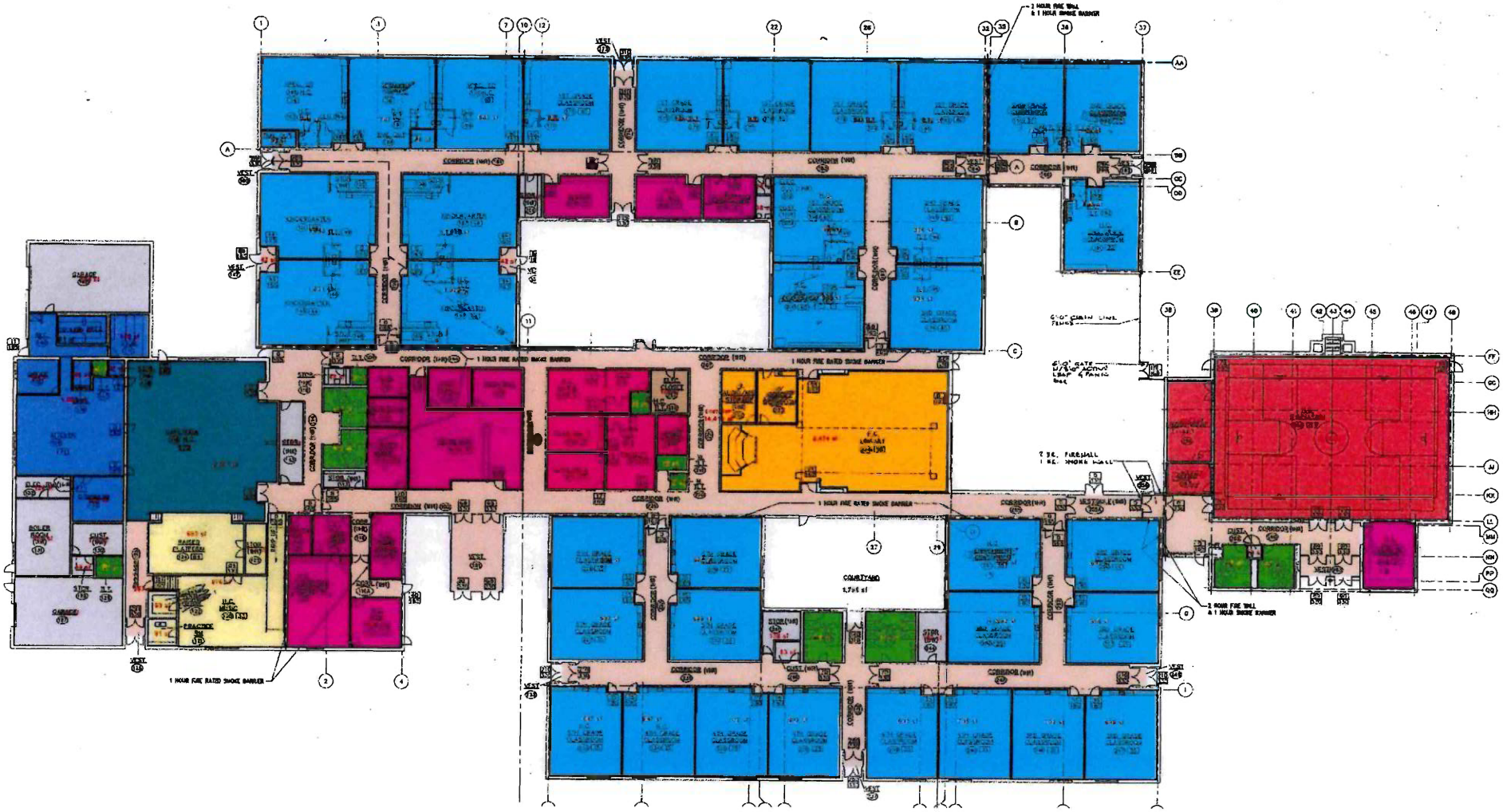

Building Assessments

Northville Elementary School – Conditions Analysis

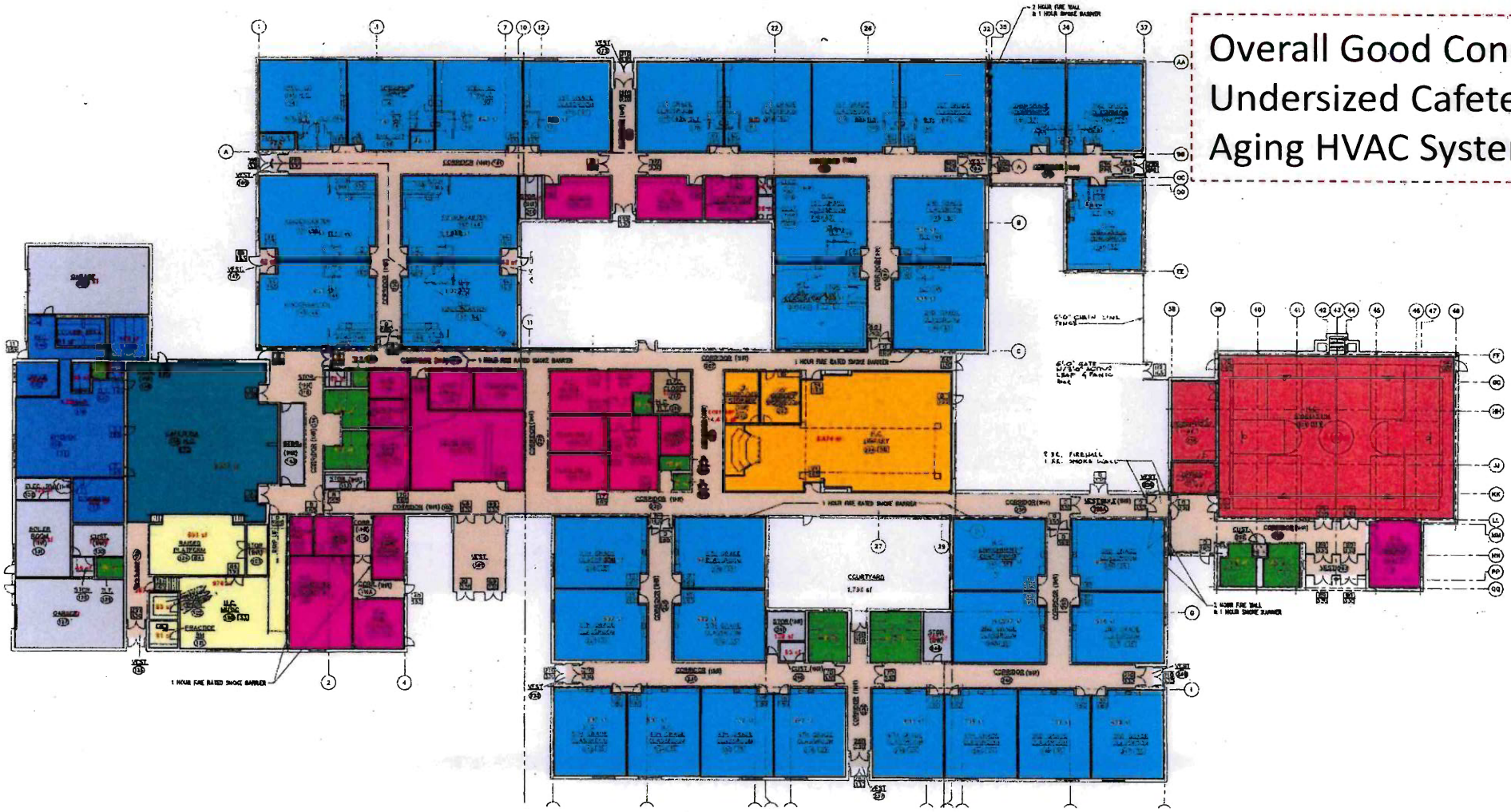

Overall Good Condition
Undersized Cafeteria
Aging HVAC Systems

MILONE & MACBROOM — Now part of SLR — DRA

Building Assessments (DRAFT)

New Milford Intermediate School – Space Size Analysis – 1st floor

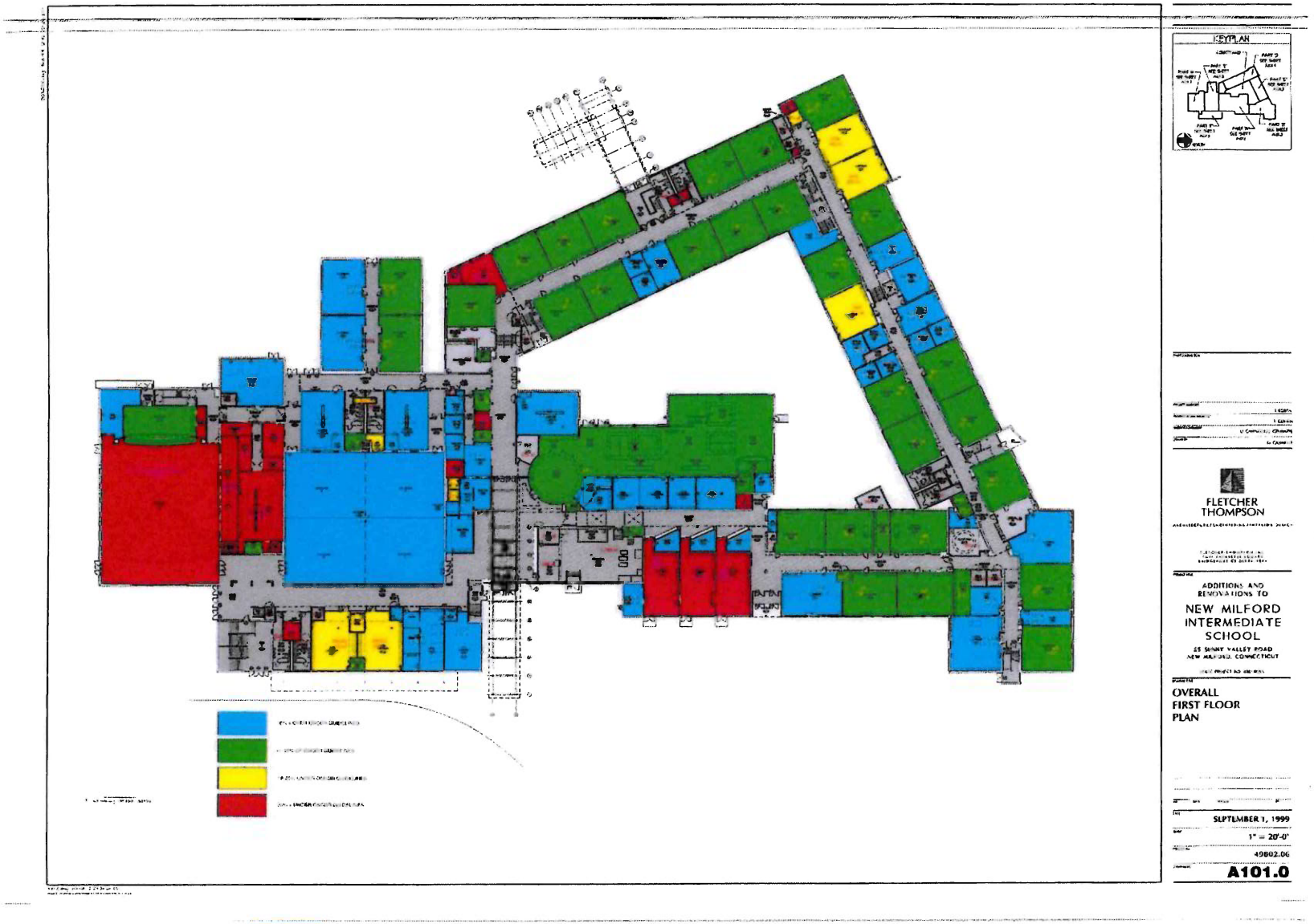

MILONE & MACBROOM — Now part of SLR

DRA

Building Assessments (DRAFT)

New Milford Intermediate School – Space Size Analysis – 2nd floor

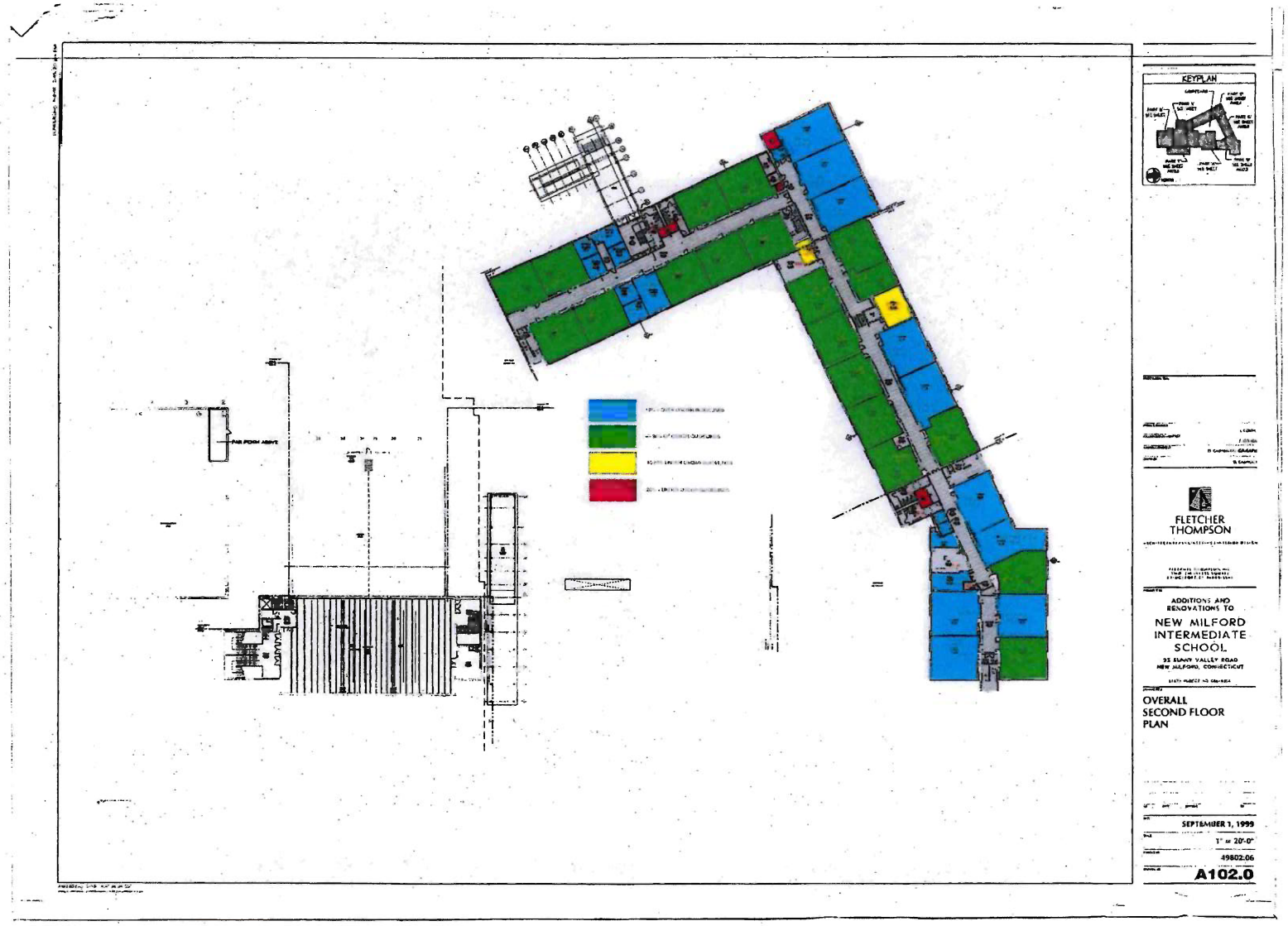

MILONE & MACBROOM — Now part of SLR

DRA

Facility Recap

- Per current state construction guidelines both elementary schools have space deficiencies
- Kindergarten classes and their lavatory facilities show the greatest deficiency for instructional space
- A 21 student-to-teacher ratio exceeds space guidelines for some instructional classrooms
- Some space deficiencies can be resolved by lowering the student-teacher ratio
  - There are 12 classrooms at Hill & Plain where a 20-student load would meet state guidelines for 1st and 2nd grade
  - There are 18 classrooms at Northville where a 19-student load would meet state guidelines for 1st and 2nd grade
- Sarah Noble, originally built as a high school may serve a better purpose as a middle school

Elementary District Options

Redistricting Guiding Criteria

- Efficiency and Parity - Align enrollment with Planning Targets to better balance utilization and class sizes
- Future-oriented – Major planned or approved housing developments are taken into consideration
- Equity – improve balance of socioeconomics and diversity across elementary schools ($^{+/-}$ 5%)
- Minimize disruption to families and neighborhoods
- Strive for geographic proximity and natural boundaries, where possible

Scenario 1

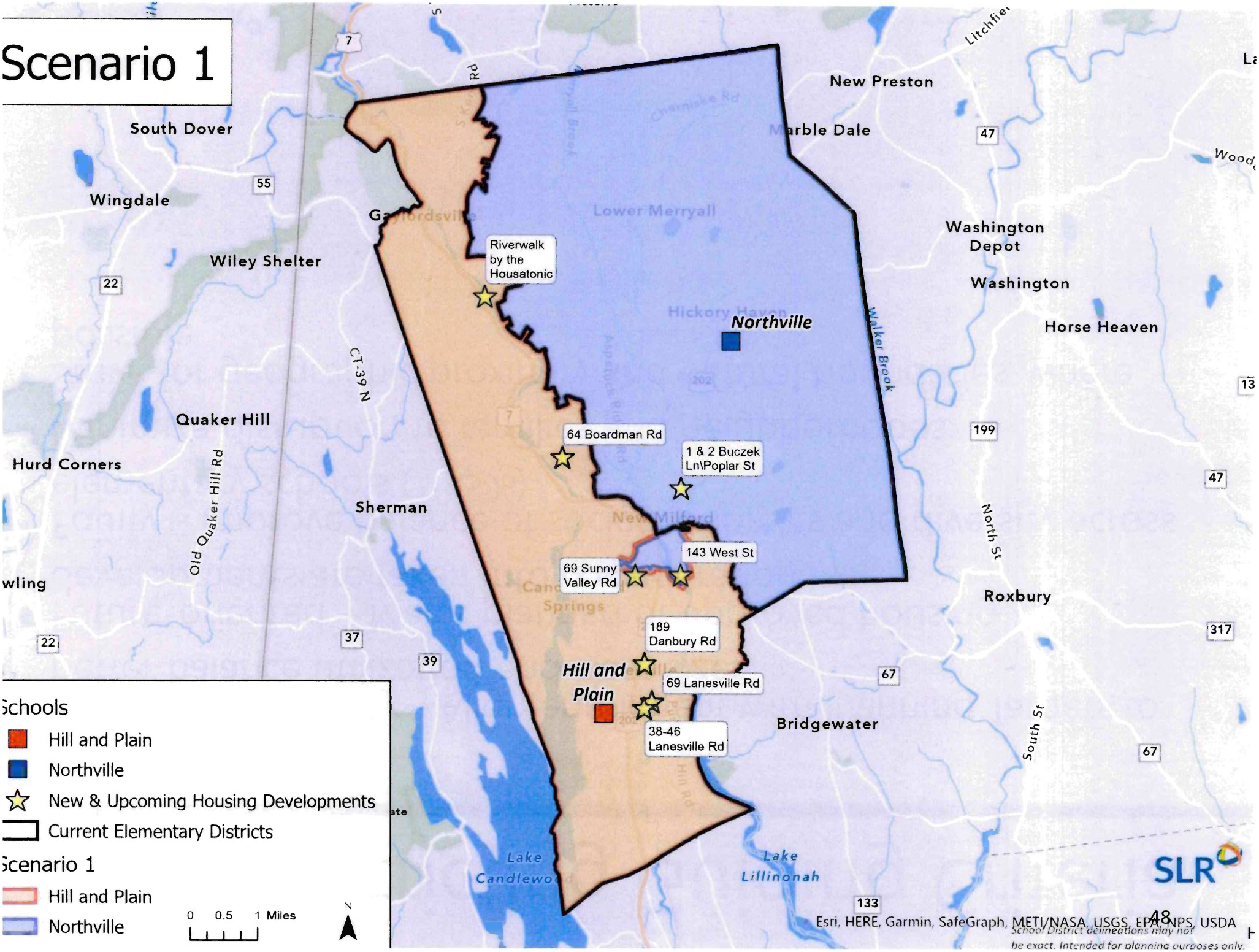
South Dover
Wingdale
Wiley Shelter
Quaker Hill
Hurd Corners
Old Quaker Hill Rd
CT-39 N
Sherman
New Preston
Marble Dale
Lower Merryall
Washington Depot
Washington
Horse Heaven
Hickory Haven
Northville
Walker Brook
Riverwalk by the Housatonic
64 Boardman Rd
1 & 2 Buczek Ln\Poplar St
143 West St
69 Sunny Valley Rd
189 Danbury Rd
69 Lanesville Rd
38-46 Lanesville Rd
Hill and Plain
Bridgewater
Roxbury
North St
South St
Lake Candlewood
Lake Lillinonah
Schools
Hill and Plain
Northville
New & Upcoming Housing Developments
Current Elementary Districts
Scenario 1
Hill and Plain
Northville
0 0.5 1 Miles
SLR
Esri, HERE, Garmin, SafeGraph, METI/NASA, USGS, EPA, NPS, USDA
School District delineations may not be exact. Intended for planning purposes only.

Scenario 1 Equity

2020-2021 Enrollment Scenario 1

	Hill and Plain					Northville					K-2 Total				
Grade	Total	Minority	% Minority	Lunch	% Lunch	Total	Minority	% Minority	Lunch	% Lunch	Total	Minority	% Minority	Lunch	% Lunc
PK	42	11	26%	11	26%	60	19	32%	8	13%	102	30	29%	19	19%
K	88	20	23%	29	33%	136	44	32%	59	43%	224	64	29%	88	39%
1	83	19	23%	44	53%	153	42	27%	65	42%	236	61	26%	109	46%
2	97	31	32%	40	41%	152	45	30%	69	45%	249	76	31%	109	44%
Total	**310**	**81**	**26%**	**124**	**40%**	**501**	**150**	**30%**	**201**	**40%**	**811**	**231**	**28%**	**325**	**40%**

- In this scenario free and reduced lunch need is balanced equally at both schools, at 40% (totals are rounded)
- Minority enrollment is equitable, with both schools within 2% of the district average of 28% (totals are rounded)

Scenario 1 Projections

- The **functional capacity** of Hill and Plain is **378** students and Northville is **504**.
- For planning purposes, our **target capacity** is **95%** of functional capacity. That equals **359** students for Hill and Plain and **479** for Northville
- In Scenario 1, we exceed our planning target at Northville but not the functional capacity of either school.

Scenario 1 Hill and Plain 5-yr Projected Enrollment	K	1	2	Total	Utilization
2020-21	88	83	97	**268**	**75%**
2021-22	106	105	88	**299**	**83%**
2022-23	107	106	102	**316**	**88%**
2023-24	96	108	104	**308**	**86%**
2024-25	104	96	107	**307**	**86%**
2025-26	84	103	96	**284**	**79%**

Scenario 1 Northville 5-yr Projected Enrollment	K	1	2	Total	Utilization
2020-21	136	153	153	**442**	**92%**
2021-22	162	166	169	**497**	**104%**
2022-23	164	167	171	**501**	**105%**
2023-24	146	168	171	**485**	**101%**
2024-25	157	152	173	**481**	**100%**
2025-26	129	163	155	**446**	**93%**

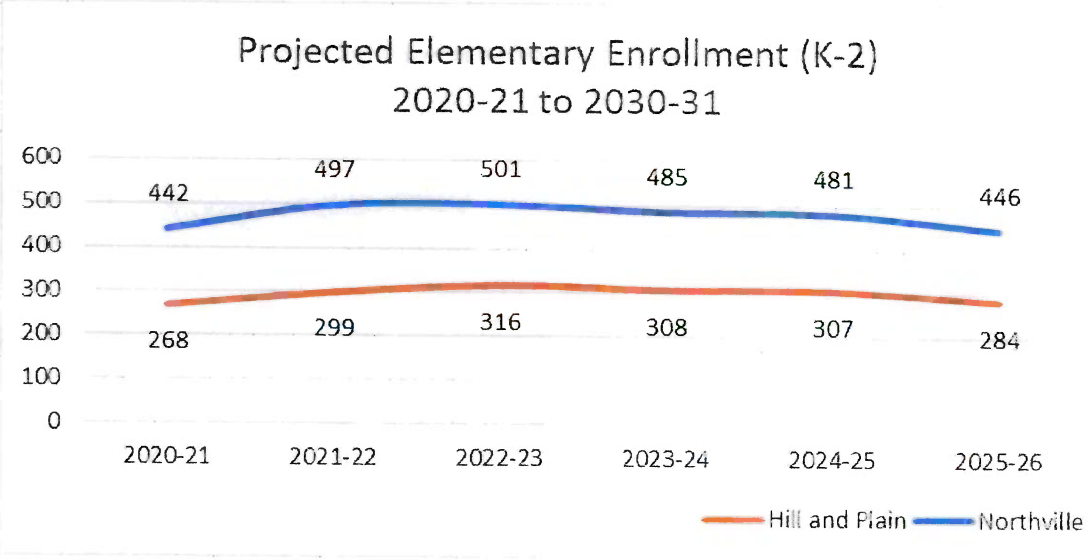

MILONE & MACBROOM — Now part of SLR

DRA

Scenario 1 Avg. Class Size

- Using a model of 6 sections per grade at Hill and Plain and 8 sections per grade at Northville we can estimate average class sizes
- In Scenario 1 average class sizes are not equitable, most notably for next year's second grade class.
- Space allocations for 1st and 2nd grade could meet state guidelines at Hill and Plain, but not at Northville.

Scenario 1 Hill and Plain Avg. Class Size	K	1	2
2020-21	14.7	13.8	16.2
2021-22	17.7	17.5	14.6
2022-23	17.9	17.7	17.1
2023-24	16.0	17.9	17.4
2024-25	17.4	16.1	17.8
2025-26	14.0	17.2	16.1

Scenario 1 Northville Avg. Class Size	K	1	2
2020-21	17.0	19.1	19.0
2021-22	20.2	20.8	21.2
2022-23	20.4	20.8	21.3
2023-24	18.3	21.0	21.3
2024-25	19.6	19.0	21.6
2025-26	16.1	20.3	19.3

Scenario 1 Summary

- Scenario 1 performs very well in balancing socio-economics and diversity
- Assigns 109 future multi-family units from Hill and Plain to Northville
- This scenario affects approximately current 50 K-2 students
- Scenario 1 does not provide balanced utilization

Scenario 2

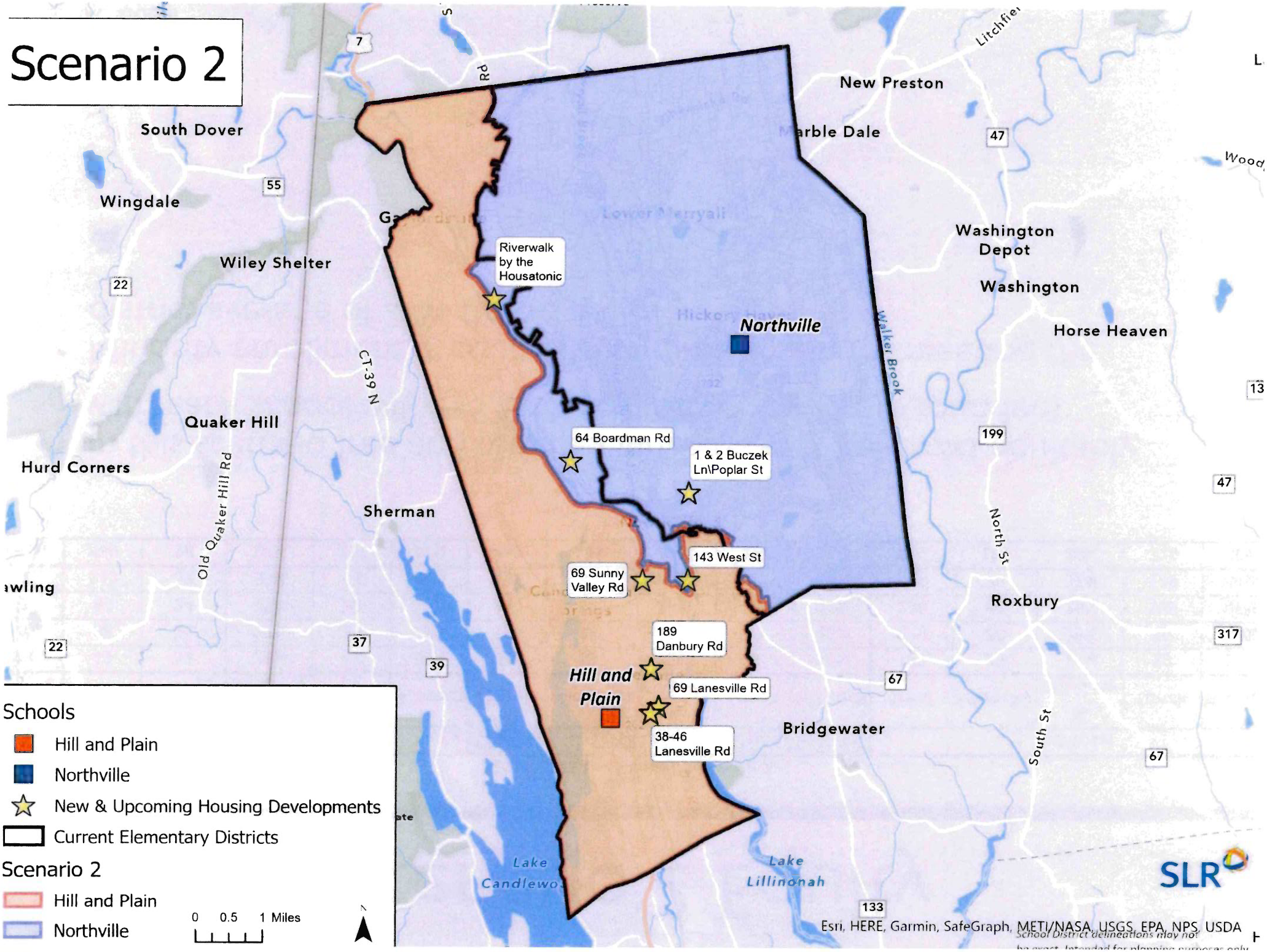
South Dover
Wingdale
Wiley Shelter
Quaker Hill
Hurd Corners
Old Quaker Hill Rd
Sherman
CT-39 N
New Preston
Marble Dale
Washington Depot
Washington
Horse Heaven
Roxbury
North St
South St
Bridgewater
Walker Brook
Lower Merryall
Hickory Haven
Lake Candlewood
Lake Lillinonah
Riverwalk by the Housatonic
Northville
64 Boardman Rd
1 & 2 Buczek Ln\Poplar St
143 West St
69 Sunny Valley Rd
189 Danbury Rd
Hill and Plain
69 Lanesville Rd
38-46 Lanesville Rd
Schools
Hill and Plain
Northville
New & Upcoming Housing Developments
Current Elementary Districts
Scenario 2
Hill and Plain
Northville
0 0.5 1 Miles
SLR
Esri, HERE, Garmin, SafeGraph, METI/NASA, USGS, EPA, NPS, USDA

Scenario 2 Equity

2020-2021 Enrollment Scenario 2

	Hill and Plain					Northville					K-2 Total				
rade	Total	Minority	% Minority	Lunch	% Lunch	Total	Minority	% Minority	Lunch	% Lunch	Total	Minority	% Minority	Lunch	% Lunc
PK	43	11	26%	13	30%	59	19	32%	6	10%	102	30	29%	19	19%
K	98	26	27%	35	36%	126	38	30%	53	42%	224	64	29%	88	39%
1	96	24	25%	52	54%	140	37	26%	57	41%	236	61	26%	109	46%
2	112	37	33%	51	46%	137	39	28%	58	42%	249	76	31%	109	44%
otal	**349**	**98**	**28%**	**151**	**43%**	**462**	**133**	**29%**	**174**	**38%**	**811**	**231**	**28%**	**325**	**40%**

- In this scenario free and reduced lunch need is balanced equitably, with each school within 5% of each other (totals are rounded)
- Minority enrollment is equitable, with both schools meeting the district average of 28% (totals are rounded)

Scenario 2 Projections

- The **functional capacity** of Hill and Plain is **378** students and Northville is **504**.
- For planning purposes, our **target capacity** is **95%** of functional capacity. That equals **359** students for Hill and Plain and **479** for Northville
- In Scenario 2 utilization is balanced, with each school with 1-2% of the other.

Scenario 2 Hill and Plain 5-yr Projected Enrollment	K	1	2	Total	Utilization
2020-21	98	96	112	**306**	**85%**
2021-22	114	119	103	**336**	**94%**
2022-23	115	117	118	**350**	**98%**
2023-24	103	118	116	**337**	**94%**
2024-25	112	106	118	**336**	**93%**
2025-26	90	113	107	**310**	**86%**

Scenario 2 Northville 5-yr Projected Enrollment	K	1	2	Total	Utilization
2020-21	126	140	137	**403**	**84%**
2021-22	154	152	154	**460**	**96%**
2022-23	156	156	155	**467**	**97%**
2023-24	139	158	159	**456**	**95%**
2024-25	149	142	161	**453**	**95%**
2025-26	123	153	144	**420**	**88%**

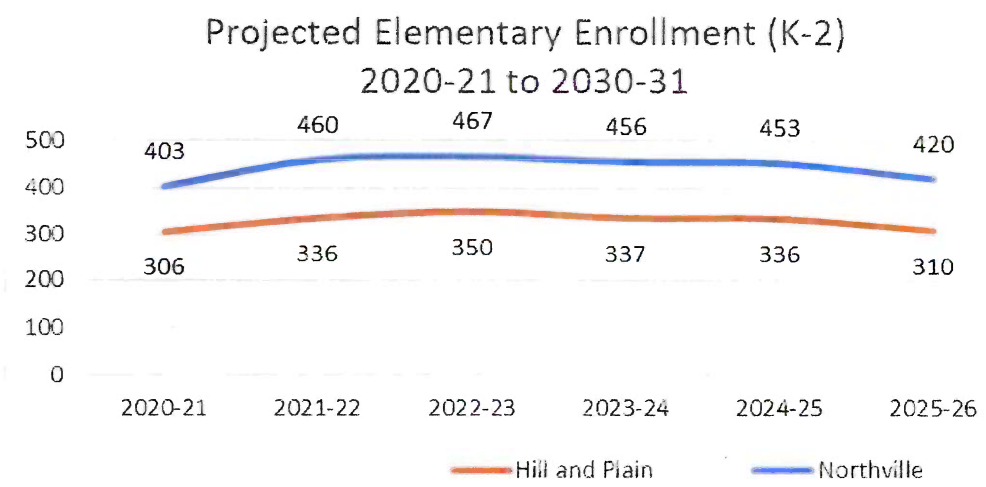

MILONE & MACBROOM — Now part of SLR

DRA

Scenario 2 Avg. Class Sizes

- Using a model of 6 sections per grade at Hill and Plain and 8 sections per grade at Northville we can estimate average class sizes
- In Scenario 2 average class sizes are equitable with a slight imbalance in the 2021-22 second grade class
- These estimated class loads allow for 1st and 2nd grade classrooms at both schools to meet state guidelines for space allocation.

Scenario 2 Hill and Plain Avg. Class Size	K	1	2
2020-21	16.3	16.0	18.7
2021-22	19.0	19.8	17.2
2022-23	19.2	19.4	19.7
2023-24	17.2	19.7	19.3
2024-25	18.6	17.6	19.7
2025-26	15.0	18.9	17.8

Scenario 2 Northville Avg. Class Size	K	1	2
2020-21	15.8	17.5	17.1
2021-22	19.3	19.0	19.2
2022-23	19.5	19.5	19.3
2023-24	17.4	19.8	19.9
2024-25	18.7	17.8	20.1
2025-26	15.4	19.1	18.0

Scenario 2 Summary

- 154 future housing units moved from Hill & Plain to Northville
- This scenario moves approximately current 38 K-2 students.
- Balance is achieved for minority students
- Free and reduced lunch is within equitable targets (+/- 5%)
- School utilization is balanced throughout the 5-year planning horizon

Thank You

Meghan McGaffin
mmcgaffin@slrconsulting.com
Greg Smolley
gsmolley@draws.com

New Milford Board of Education
25 Sunny Valley Rd
Suite A
New Milford, CT 06776

NEW MILFORD PUBLIC SCHOOLS

REQUEST FOR PROPOSAL

PROJECT RFP# E-2223-005

ARCHITECTURAL AND ENGINEERING SERVICES

NEW MILFORD PUBLIC SCHOOLS BOE OFFICES

New Milford Public Schools
Request for Proposal
Architectural & Engineering Services NMPS BOE Offices

Table of Contents

1. Introduction
2. Scope of Services
3. Proposal Instructions
   - 3.1. Timeline
   - 3.2. Questions and Communications
   - 3.3. Addenda
   - 3.4. Format
   - 3.5. Submission
4. Selection process
   - 4.1 Disclaimers & Disclosures
5. Terms and Conditions
   - 5.1. Indemnity
   - 5.2. Assignment of Rights ,Titles, & Interests
   - 5.3. Availability of Funds
   - 5.4. Tax Exempt
   - 5.5. Insurance
   - 5.6. Contract
   - 5.7. Permits and Codes
   - 5.8. Price
   - 5.9. Freedom of Information Act

Appendix A. Bidder Information Sheet
Appendix B. Affirmative Action/Equal Opportunity Statement
Appendix C. Reference List
Appendix D. Fee Proposal

1. INTRODUCTION

The New Milford Public Schools (the "District") is requesting proposals from qualified firms to provide architectural and engineering services in connection with planning, design, and construction for the renovation of classroom space at Sarah Noble Intermediate School into office space for Board of Education Offices.

2. SCOPE OF SERVICES

The chosen firm shall provide comprehensive design services for construction of ADA and code compliant office spaces for the New Milford Public schools. This service proposal shall include:

- Evaluation of current space usage based on existing conceptual drawings;
- Bid-ready schematic construction drawings;
- Construction bidding services;
    - Pre-bid meeting site visit with potential contractors;
    - Responding to RFI's;
    - Creating addenda;
- Cost estimates for A&E services;
- Cost estimates for potential equipment;
- Cost estimates for construction;
- Construction management and administration;
    - Review of contractors submittals;
    - Approval and sign-off on contractor's payment applications.

2.1 PROJECT DELIVERABLES

- A proposed schedule, including milestones;
- Attendance at potential meetings with user groups either on site or virtual;
- Printed material shall be 8-½" x 11". General text no smaller than 11-point font;
- Fold-out pages shall be 11" x 17";
- Text shall be bound with identifying covers;
- Drawings shall be Arch D or ANSI D in size ,unless otherwise agreed upon with NMPS;
- Drawings shall be no less than 1:8 scale,
- Each sheet of drawings shall be identified as part of a set;
- Three sets of prints and a digitized form agreed upon with NMPS must be provided.

3. PROPOSAL INSTRUCTIONS

All proposals for service shall remain valid and be binding upon the respondent if accepted by the District within ninety (90) calendar days of the proposal submission date. All proposals shall be signed by an authorized representative of such company.

Proposals shall include a statement of understanding of the work and of qualification of the firm/organization submitting the proposal and those employees that will be providing services to the District.

Response must include completed appendices.

3.1 TIMELINE

Pre-Bid Site Visit:	Saturday, May 20, 2023 9AM Sarah Noble Intermediate School 25 Sunny Valley Rd New Milford, CT 06776
Questions Due From Bidders:	Monday, May 22, 2023 12PM
Proposals Due:	Thursday, May 25, 2023 12PM New Milford Public Schools Facilities Office 386 Danbury Rd New Milford CT , 06776
Public Bid Opening:	Thursday, May 25, 2023 2PM New Milford Public Schools Facilities Office 386 Danbury Rd New Milford CT , 06776

3.2 QUESTIONS AND COMMUNICATIONS

Bidders are hereby notified not to contact any member of District staff and its elected officials, except as provided herein regarding this proposal until such time as a contract has been awarded. All questions about the proposals should be directed to Matt Cunningham, Director of Facilities, by email at cunninghamm@newmilfordps.org by Monday, May 22, 2023 at 12PM. Answers to all received questions will be sent to Bidders attending the pre-bid conference and posted on the District website.

3.3 ADDENDA

The District reserves the right to revise any part of this RFP by issuing an addendum at any time prior to the submittal deadline. Addenda notifications will be emailed to all persons on record from the pre-bid conference and posted on the District's website.

3.4 FORMAT

The submitted proposals must follow the rules and format established within this RFP. Failure to comply with all provisions of this RFP may result in the proposal being disqualified. All proposals must be securely bound. Proposals must submit completed appendices.

- Provide references including names for at least three (3) references from similar sized clients with contact information. References submitted using Appendix C: Reference List
- A schedule of hourly rates and any additional charges and/or expenses that may be billed to the District under this agreement must be included with the proposal on the "Fee Proposal" located as Appendix D within this packet.
    - A description of the firm/organization's billing process and any special payment terms should be included.
- A letter of transmittal indicating the firm's interest in providing the service and any other information that would assist the District in making a selection. This letter must be signed by a person legally authorized to bind the firm to a contract.
- Name, email address and telephone number of person(s) to be contacted for further information or clarification.
- Copy of any necessary State of Connecticut or local licenses and/or permits necessary to perform the

work required.

- Respondent shall identify and submit detailed resumes for any staff members of the design team (including sub-consultants) with their assigned roles and a description of their background and experience.

3.5 SUBMISSION

Each proposal must be submitted in a sealed envelope bearing the bid number **RFP# E-2223-005** and titled **"ARCHITECTURAL AND ENGINEERING SERVICES: NEW MILFORD PUBLIC SCHOOLS BOE OFFICES"**. Three(3) printed copies of the proposal and one (1) electronic copy on a USB drive must be provided. Proposals must be delivered to New Milford Public Schools Facilities Office, 386 Danbury Rd, New Milford, CT 06776 by Thursday, May 25, 2023 at 12PM. Proposals submitted after this time will not be considered. Each Bidder shall be responsible for all costs incurred in order to prepare and submit their response to this RFP. All submitted materials including any work product, instruments of service and other deliverables shall become the property of the District, and the Bidders shall not claim any ownership interest in the same.

Submissions received after the deadline of Thursday, May 25 at 12pm will be considered informal and rejected.

4.SELECTION PROCESS

Proposals will be evaluated by a selection committee based upon the response to the criteria presented in the request and any other factual information it deems appropriate. The committee will make a recommendation to the Superintendent of Schools and Board of Education for final acceptance of the selection. During the evaluation process, a firm/organization may be asked to make an oral presentation. The District reserves the right without prejudice to reject any or all proposals or parts thereof for any reason, to negotiate changes to proposal terms, waive minor inconsistencies with the request for proposals, and to select the proposal the committee deems best fits the needs of the District.

The District reserves the right to negotiate any and all elements of any proposal directly with the provider. No changes in or to the proposal submissions will be permitted subsequent to the proposed target date unless approved by the District. The District may request clarifications on any portion of the proposal in order to develop a comprehensive assessment of the proposal.

4.1 DISCLAIMERS AND DISCLOSURES

The District has prepared this document to give background information to interested parties for participating in the RFP process. While the District has taken due care in the preparation of this RFP document and believes it to be accurate, neither the District nor the Town of New Milford nor any of their respective officers, employees, agents or advisors give any warranty or make any representations (collectively the "District Parties"), express or implied as to the completeness or accuracy of the information contained in this document or any information which may be provided in association with it.

The information is not intended to be exhaustive. The information disclosed herein is provided on the basis that it is non–binding on the District Parties. The District reserves the right to alter/increase/decrease the scope of work requirements as later determined. The District reserves the right not to proceed with the Project or to change the configuration of the Project, to alter the time table reflected in this document or to change the process or procedure to be applied. It also reserves the right to decline to discuss the matter further with any party expressing interest. No reimbursement of cost of any type will be paid to persons or entities expressing interest. The District reserves the right to accept or reject, in full or in part, any or all the offers without assigning any reason whatsoever. The District does not bind itself to accept the lowest or any offered

RFP and reserves the right to reject all or any or cancel the RFP without assigning any reason whatsoever. The District also has the right to re-issue the RFP without the Vendors having the right to object to such reissue. No oral statement of any representatives of the District shall be effective to waive, change or otherwise modify any of the provisions of this RFP, and no proposer shall rely on any alleged statement.

The District may elect to meet with any, all, or none of the consultants prior to selection. The District reserves the right to reject any or all of the proposals submitted, to negotiate changes to proposal terms and to waive minor inconsistencies with the request for proposal. The District reserves the right to negotiate the cost of this proposal and to award the work to other than the proposer with the lowest cost, if it is in the best interest of the District. Submission of a proposal indicates acceptance by the proposer of the conditions contained in this request for proposals unless clearly and specifically noted in the proposal submitted and confirmed in the contract between the District and the proposer selected. The District may, before or after proposal opening and in its sole discretion, clarify, modify, amend or terminate this request for proposals if it is determined that doing so is in the District's best interests. Any such action shall be communicated to prospective consultants via a posting on the District's website. Each prospective bidder shall be responsible for checking the District's website at https://www.newmilfordps.org/fiscalservices to determine if the District has clarified, modified or amended this request for proposals and if so ensuring that its proposal is in accordance with the terms of the clarified, modified or amended request for proposal.

5. TERMS AND CONDITIONS

Based on the outcome of this process, evaluation, design and specifications, and cost estimates need to be completed within 30 days of award notice or contract signing, whichever is later.

5.1 INDEMNITY

Unless otherwise provided by law, the Contractor will fully and completely indemnify and hold harmless the District, the Town of New Milford and their current and former officers, members, agents and employees against any and all liability, loss, damages, costs and expenses, including reasonable attorneys' fees to the extent caused by the negligent acts, errors or omissions of the contractor or those for whom the contractor is legally responsible in the performance of the work. These provisions shall also include any liability, which may result from a worker's compensation claim or resulting third party action against the District.

5.2 ASSIGNMENT OF RIGHTS,TITLES, & INTERESTS

Any assignment or subcontracting for work to be performed related to this request, in whole or in part, and any other interest in conjunction with the District's procurement shall not be permitted without the express written consent of the District.

5.3 AVAILABILITY OF FUNDS

Any contract award associated with this RFP is contingent upon the availability of District funding . If funds for the continued fulfillment are at any time not forthcoming or are insufficient, through failure of any entity to appropriate funds or otherwise, then the District will have the right to terminate the Contract at no additional cost and with no penalty whatsoever by giving prior written notice documenting the lack of funding. The District will provide at least thirty (30) days advance written notice of such termination and will use reasonable efforts to ensure appropriated funds are available. In the event that funds are not available, any agreement resulting from this RFP shall become null and void.

5.4. TAX EXEMPT
The District is tax exempt under state and federal law. The successful vendor will be responsible for any and all federal, state and local taxes including personal property tax. Such taxes must not be included in the bid price.

5.5 INSURANCE
Prior to the commencement of any work and no later than ten (10) days after notice of award of the contract, the selected bidder shall submit to the District evidence of insurance demonstrating that the contractor has coverage for Workmen's Compensation Insurance, Liability, Property Damage, and Automobile/Truck insurance with the minimum limits of liability set forth herein. Certificates of insurance shall contain a provision that such policies shall not be canceled or permitted to expire until at least thirty (30) days prior written notice has been provided to the selected bidder. Further, the District, the Town of New Milford and their current and former officers, members, agents and employees shall be named as an additional insured on a primary and non-contributory basis. The contractor and its insurers shall waive all rights of subrogation against the Town of New Milford and New Milford Board of Education and their current and former officers, members, agents and employees. Proof of insurance must accompany this proposal.

a) Worker's Compensation Insurance shall not be written for less than the statutory limits and shall include Employer's Liability Insurance at a limit of not less than Five Hundred Thousand Dollars ($500,000);
b) General Liability Insurance shall be insured at a limit of not less than One Million Dollars ($1,000,000) for each occurrence and Two Million Dollars($2,000,000) for total aggregate liability; additionally, shall be insured with an umbrella coverage not less than One Million Dollars ($1,000,000).
c) Property Damage Insurance shall be written at a limit of not less than One Million Dollars ($1,000,000) for each occurrence and One Million Dollars ($1,000,000) for each aggregate Liability.

5.6 CONTRACT
The selected bidder will be required to execute the form of contract, as may be amended by the District and subject to the terms set forth in this request for proposal. By submitting a proposal, bidders agree to all the terms and conditions of the attached contract form. Bidders may not take exception to the terms of the contract form. Any changes or amendments to the contract form will be at the sole discretion of the District without adjustment to price.

5.7 PERMITS AND CODES The selected bidder will comply with all laws, codes, rules and regulations of the State, County and Town applicable to the work to be performed. Any permits lawfully required shall be obtained by the selected bidder, who shall pay all lawful charges.

5.8 PRICE The price quoted shall include all contingencies, including but not limited to profit, BFO, administrative fees, direct costs, etc. to complete the project as described in this document.

5.9 FREEDOM OF INFORMATION ACT
All information submitted in a proposal or in response to a request for additional information is subject to disclosure under the Connecticut Freedom of Information Act as amended and judicially interpreted. A proposer's responses may contain financial, trade secret or other data that it claims should not be public (the "Confidential Information"). A proposer must identify specifically the pages or portions of its proposal or additional information that contain the claimed Confidential Information by visibly marking all such pages and portions.

If the District receives a request for a proposer's Confidential Information, it will promptly notify the proposer in writing of such request and provide the proposer with a copy of any written disclosure request. The proposer may provide written consent to the disclosure or may object to the disclosure by notifying the District in writing to withhold

disclosure of the information, identifying in the notice the basis for its objection, including the statutory exemption(s) from disclosure. The proposer shall be responsible for defending any complaint brought in connection with the nondisclosure, including but not limited to appearing before the Freedom of Information Commission, and providing witnesses and documents as appropriate.

APPENDIX A
BIDDER INFORMATION SHEET

Name of Bidder _____

Business Address _____

Telephone Number _____

Date of Bid _____

The bidder listed above declares and certifies:

1. That the said bidder is of lawful age and the only one interested in this Bid, and that no other bidder has any interest herein.

2. That this bid is made without any previous understanding, agreement or connection with any other person, firm or corporation making a bid for the same purposes, and is in all respects fair and without collusion or fraud.

3. That said bidder has carefully examined the instructions to bidders, schedules and specifications prepared under the direction of the New Milford Public Schools, and will, if successful in this bid, furnish and deliver at the prices bid and within the time stated, all the materials, supplies, apparatus, goods, wares, merchandise, service and/or labor for which this bid is made.

4. That the price quotes herein are net and exclusive of all federal, state and municipal sales and excise taxes.

_____
(Person, Firm, or Corporation)

_____
(Authorized Signature)

APPENDIX B
AFFIRMATIVE ACTION/EQUAL OPPORTUNITY STATEMENT

The New Milford Public Schools is an Equal Opportunity Employer and will not transact business with firms that are not in compliance with all Federal and State Statutes and Executive Orders pertaining to non-discrimination.

This form is required to be filled in (enter company name above lines below), signed and returned with any Invitation to Bid, Request for Proposal, or other public solicitation document in order to transact any business with the New Milford Public Schools.

_____ will not make employment decisions (including decisions related to hiring, assignment, compensation, promotion, demotion, disciplinary action and termination) on the basis of race, color, religion, age, sex, marital status, sexual orientation, national origin, alienage, ancestry, disability (including pregnancy), genetic information, veteran status or gender identity or expression, or any other legally recognized protected class status except in the case of a bona fide occupational qualification.

It is the policy of _____ that any form of discrimination or harassment on the basis of race, religion, color, national origin, alienage, sex, sexual orientation, marital status, age, disability (including pregnancy), genetic information, veteran status or gender identity or expression, or any other protected class status prohibited by state or federal law is prohibited.

_____ will also take affirmative action as called for by applicable laws and Executive Orders to ensure that minority group individuals, females, disabled veterans, recently separated veterans, other protected veterans, Armed Forces service medal veterans, and qualified disabled persons are introduced into our workforce and considered for promotional opportunities.

_____ will remain in full compliance with the above while under contract with or performing work for the New Milford Public Schools.

_____ _____

Signed _____

_____ Business Address

Name/Title of Company Officer

_____ _____

Date Phone

APPENDIX C

REFERENCE LIST

In the interest of securing competent contractors, we are requiring the following information be provided with your Proposal. Failure to provide this information may jeopardize your firm being awarded this project.

Please provide three references for projects of **similar size and scope to this project**:

Project #1

Project Name: _____
Customer Name/Organization/Phone Number: _____
Date Project Completed: _____

Description of Project:

_____

_____

_____

_____

Project #2

Project Name: _____
Customer Name/Organization/Phone Number: _____
Date Project Completed: _____

Description of Project:

_____

_____

_____

_____

Project #3

Project Name: _____
Customer Name/Organization/Phone Number: _____
Date Project Completed: _____

Description of Project:

_____

_____

_____

_____

APPENDIX D
FEE PROPOSAL

For all services as outlined in the RFQ/RFP to be performed during the New Milford Public Schools BOE Offices Project:

Lump Sum Fee of $_____ allocated per Project phase as set forth below:

Schematic Design Phase	$_____
Design Development Phase	$_____
Construction Documents Phase	$_____
Bidding and Construction Administration	$_____
Completion/Post Completion	$_____

HOURLY RATES (all-inclusive rates including, without limitation, base salary, fringe and other benefits, insurance taxes, miscellaneous personnel expenses, meals, travel, travel time, training, holidays, illness, medical leave time general and corporate supervision and management expenses, overhead and profit, legal costs and accounting costs):

Title	Name	Rate Per Hour

11

TOWN OF NEW MILFORD

2 Pickett District Road
New Milford, Connecticut 06776
(860) 210-2030 • Fax (860) 210-2016

Office of the Youth Agency

May 16, 2023

Pete Bass, Mayor
Town of New Milford
10 Main Street
New Milford, CT 06776

Dear Mayor,

The Youth Agency would like to request, at your earliest convenience, placement on the Town Council Agenda for the for approval of a budget adjustment for the Youth Agency's Youth Service Bureau DCF grant.

This fiscal year, DCF increased the amount of money they provided to each Youth Service Bureau with additional ARPA money from the State of Connecticut. These funds are located in the Youth Agency's 10441900 43305 revenue account where we received a total of $38,053.00 from the State (we budgeted $30,840.00).

With this additional unbudgeted revenue, I am requesting a budget adjustment for the reciprocal expense account 10441900 58905 to be increased the difference of $7,213.00 to match the received revenue so we can properly report and utilize the funds.

Thank you in advance for your consideration in this matter.

Sincerely,

Jason O'Connor, LMSW
Executive Director

cc: Greg Osipow

12 Rec

FOR 2023 10

ACCOUNTS FOR: 1000 GENERAL FUND	ORIGINAL APPROP	TRANFRS/ ADJSTMTS	REVISED BUDGET	YTD EXPENDED	ENCUMBRANCES	AVAILABLE BUDGET	PCT USED
10410900 MAYOR'S OFFICE							
10410900 44114 PASSPORTS	-9,000	0	-9,000	-17,710.00	.00	8,710.00	196.8%
10410900 48003 MAYORS INITIATIV	0	-500	-500	-3,429.86	.00	2,929.86	686.0%
TOTAL MAYOR'S OFFICE	-9,000	-500	-9,500	-21,139.86	.00	11,639.86	222.5%
10411900 FINANCE OFFICE							
10411900 43302 TOTALLY DISABLED	-2,250	0	-2,250	-2,853.03	.00	603.03	126.8%
10411900 43303 ADDITIONAL VETER	-10,800	0	-10,800	-10,754.10	.00	-45.90	99.6%*
10411900 43306 PEQUOT GAMING	-2,049	0	-2,049	-1,366.00	.00	-683.00	66.7%*
10411900 43314 MUNI GRANTS IN A	-996,617	-302,264	-1,298,881	.00	.00	-1,298,881.00	.0%*
10411900 43320 TOWN AID ROADS	-556,879	-292	-557,171	-566,437.11	.00	9,266.11	101.7%
10411900 43321 ADDL SALES TAX	0	0	0	-533,259.38	.00	533,259.38	100.0%
10411900 43400 LOCIP 096 89 020	-193,293	-2,123	-195,416	.00	.00	-195,416.00	.0%*
10411900 43600 IN LIEU OF TAXES	-146,478	-177,466	-323,944	-470,422.00	.00	146,478.00	145.2%
10411900 43601 PILOT COLLEGES &	-323,944	177,466	-146,478	.00	.00	-146,478.00	.0%*
10411900 43602 TEL ACCESS TAX/S	-52,000	6,535	-45,465	-54,645.11	.00	9,180.11	120.2%
10411900 44119 CREDIT CARD SALE	0	0	0	5,315.54	.00	-5,315.54	100.0%*
10411900 46101 INTEREST/MONEY M	-50,000	0	-50,000	-246,707.80	.00	196,707.80	493.4%
10411900 46104 S.T.I.F. INTERES	-45,000	10,000	-35,000	-1,140,141.65	.00	1,105,141.65	3257.5%
10411900 47210 REVENUES RENTAL	-5,000	-7,000	-12,000	-10,000.00	.00	-2,000.00	83.3%*
10411900 48000 REVENUES UNCLASS	-75,000	-25,000	-100,000	-123,048.73	.00	23,048.73	123.0%
10411900 48001 DEFERRED REVENUE	0	-4,336	-4,336	-4,335.84	.00	.00	100.0%
10411900 48002 GALLERY 25 SALES	-3,500	-500	-4,000	-5,530.00	.00	1,530.00	138.3%
10411900 48808 AMBULANCE DEBT R	-187,250	187,250	0	.00	.00	.00	.0%
10411900 49200 SALE OF TOWN ASS	0	0	0	-7,285.70	.00	7,285.70	100.0%
10411900 49309 ESG ENERGY CONTR	0	0	0	-930,693.17	.00	930,693.17	100.0%
10411900 49310 BANS PREMIUM	0	0	0	-5,747.50	.00	5,747.50	100.0%
10411900 49311 BOND PREMIUM	0	0	0	-780,561.15	.00	780,561.15	100.0%
10411900 49505 OPERATING TRANSF	-950,000	0	-950,000	.00	.00	-950,000.00	.0%*
10411900 49507 TAX RELIEF	-775,000	0	-775,000	.00	.00	-775,000.00	.0%*
TOTAL FINANCE OFFICE	-4,375,060	-137,730	-4,512,790	-4,888,472.73	.00	375,682.89	108.3%
10413100 ASSESSORS OFFICE							
10413100 44115 REVENUES ASSESSO	-487	-13	-500	.00	.00	-500.00	.0%*

FOR 2023 10

ACCOUNTS FOR: 1000 GENERAL FUND	ORIGINAL APPROP	TRANFRS/ ADJSTMTS	REVISED BUDGET	YTD EXPENDED	ENCUMBRANCES	AVAILABLE BUDGET	PCT USED
TOTAL ASSESSORS OFFICE	-487	-13	-500	.00	.00	-500.00	.0%
10413500 TAX COLLECTOR							
10413500 41101 TAXES CURRENT YE	-83,302,428	-4,490,200	-87,792,628	-87,433,727.03	.00	-358,900.97	99.6%*
10413500 41102 TAXES COLLECTED	-975,000	0	-975,000	-1,228,729.51	.00	253,729.51	126.0%
10413500 41103 SCOFFLAW COMPENS	0	0	0	186,252.35	.00	-186,252.35	100.0%*
10413500 41104 TAXES SUPPLEMENT	-775,000	0	-775,000	-954,167.65	.00	179,167.65	123.1%
10413500 41105 SUSPENSE TAX COL	-50,000	0	-50,000	-88,072.97	.00	38,072.97	176.1%
10413500 41106 CREDIT CARD PAYM	-20,000	-10,000	-30,000	-61,794.86	.00	31,794.86	206.0%
10413500 41901 TAX INTEREST LIE	-530,000	0	-530,000	-746,342.52	.00	216,342.52	140.8%
TOTAL TAX COLLECTOR	-85,652,428	-4,500,200	-90,152,628	-90,326,582.19	.00	173,954.19	100.2%
10414000 HOUSATONIC PROBATE COURT							
10414000 47210 RENTAL TOWN PROP	-24,000	0	-24,000	-24,000.00	.00	.00	100.0%
TOTAL HOUSATONIC PROBATE COURT	-24,000	0	-24,000	-24,000.00	.00	.00	100.0%
10414700 TOWN CLERK							
10414700 44102 HISTORIC DOCUMEN	-15,000	0	-15,000	-12,680.00	.00	-2,320.00	84.5%*
10414700 44112 TOWN CLERK LOCIP	-9,000	-1,000	-10,000	-7,770.00	.00	-2,230.00	77.7%*
10414700 44113 REVENUES MUNICIP	-640,000	-35,000	-675,000	-586,221.63	.00	-88,778.37	86.8%*
TOTAL TOWN CLERK	-664,000	-36,000	-700,000	-606,671.63	.00	-93,328.37	86.7%
10415000 LAND USE							
10415000 44103 ZONING BOARD FEE	-55,000	-15,000	-70,000	-63,722.60	.00	-6,277.40	91.0%*
10415000 44106 ZONING BOARD OF	-3,000	0	-3,000	-2,526.00	.00	-474.00	84.2%*
10415000 44107 ZONING SELF SUST	-20,000	0	-20,000	-11,000.00	.00	-9,000.00	55.0%*
10415000 44108 PLANNING COMMISS	-1,000	0	-1,000	.00	.00	-1,000.00	.0%*
10415000 44109 INLAND WETLANDS	-13,000	-5,000	-18,000	-15,625.25	.00	-2,374.75	86.8%*

FOR 2023 10

ACCOUNTS FOR: 1000 GENERAL FUND	ORIGINAL APPROP	TRANFRS/ ADJSTMTS	REVISED BUDGET	YTD EXPENDED	ENCUMBRANCES	AVAILABLE BUDGET	PCT USED
10415000 44110 INLAND/WETLAND S	-10,000	0	-10,000	-7,478.75	.00	-2,521.25	74.8%*
TOTAL LAND USE	-102,000	-20,000	-122,000	-100,352.60	.00	-21,647.40	82.3%
10420100 POLICE							
10420100 42130 POLICE PROTECTIV	-19,790	0	-19,790	-16,315.51	.00	-3,474.49	82.4%*
10420100 44201 REVENUE CONSTABL	-50,000	0	-50,000	-803,210.77	.00	753,210.77	1606.4%
10420100 45102 PARKING VIOLATIO	-35,800	0	-35,800	-31,284.73	.00	-4,515.27	87.4%*
10420100 48400 DONATIONS	0	0	0	-100.00	.00	100.00	100.0%
10420100 49511 REVENUES INS POL	-5,000	0	-5,000	-5,564.35	.00	564.35	111.3%
TOTAL POLICE	-110,590	0	-110,590	-856,475.36	.00	745,885.36	774.5%
10420400 FIRE MARSHAL							
10420400 44202 FIRE MARSHAL FEE	-60,000	0	-60,000	-68,223.00	.00	8,223.00	113.7%
TOTAL FIRE MARSHAL	-60,000	0	-60,000	-68,223.00	.00	8,223.00	113.7%
10420401 EMERGENCY MANAGEMENT							
10420401 49506 GRANT REVENUE	-5,000	5,000	0	.00	.00	.00	.0%
TOTAL EMERGENCY MANAGEMENT	-5,000	5,000	0	.00	.00	.00	.0%
10421300 BUILDING INSPECTOR							
10421300 42201 BUILDING PERMITS	-450,000	-50,000	-500,000	-533,652.24	.00	33,652.24	106.7%
TOTAL BUILDING INSPECTOR	-450,000	-50,000	-500,000	-533,652.24	.00	33,652.24	106.7%
10430100 PUBLIC WORKS							
10430100 42203 OVERNIGHT PARKIN	-800	0	-800	-800.00	.00	.00	100.0%

FOR 2023 10

ACCOUNTS FOR: 1000 GENERAL FUND	ORIGINAL APPROP	TRANFRS/ ADJSTMTS	REVISED BUDGET	YTD EXPENDED	ENCUMBRANCES	AVAILABLE BUDGET	PCT USED
10430100 42204 driveway permit	-14,000	0	-14,000	-13,650.00	.00	-350.00	97.5%*
TOTAL PUBLIC WORKS	-14,800	0	-14,800	-14,450.00	.00	-350.00	97.6%
10440100 HEALTH							
10440100 42120 SANITARY PERMITS	-45,000	45,000	0	.00	.00	.00	.0%
10440100 43101 BIOTERRORISM GRA	-12,700	12,700	0	.00	.00	.00	.0%
10440100 43301 HEALTH BLOCK GRA	-5,500	5,500	0	.00	.00	.00	.0%
10440100 49501 INSURANCE CLAIMS	0	0	0	-6,764.73	.00	6,764.73	100.0%
10440100 49502 HAZARDOUS WASTE	-10,000	10,000	0	.00	.00	.00	.0%
10440100 49512 NM/WASHINGTON HE	-39,000	39,000	0	.00	.00	.00	.0%
10440100 49516 PROPERTY NUISANC	-100	100	0	.00	.00	.00	.0%
TOTAL HEALTH	-112,300	112,300	0	-6,764.73	.00	6,764.73	100.0%
10441700 COMMISSION ON AGING							
10441700 44708 COMM. ON AGING R	-62,045	0	-62,045	-65,388.13	.00	3,343.13	105.4%
10441700 44716 AGING SELF SUSTA	-22,580	0	-22,580	-19,258.50	.00	-3,321.50	85.3%*
10441700 49506 CONGREGATE LUNCH	-52,776	-2,832	-55,608	-40,539.75	.00	-15,068.25	72.9%*
TOTAL COMMISSION ON AGING	-137,401	-2,832	-140,233	-125,186.38	.00	-15,046.62	89.3%
10441900 YOUTH AGENCY							
10441900 43305 STATE GRANT-YOUT	-30,840	0	-30,840	-38,053.00	.00	7,213.00	123.4%
10441900 48400 DONATIONS	0	-5,000	-5,000	-5,000.00	.00	.00	100.0%
TOTAL YOUTH AGENCY	-30,840	-5,000	-35,840	-43,053.00	.00	7,213.00	120.1%
10441901 THE MAXX							
10441901 44714 REV. "THE MAXX"	-67,000	32,000	-35,000	-33,092.59	.00	-1,907.41	94.6%*
TOTAL THE MAXX	-67,000	32,000	-35,000	-33,092.59	.00	-1,907.41	94.6%
10441902 YOUTH BEFORE/AFTER SCHOOL CARE							

FOR 2023 10

ACCOUNTS FOR: 1000 GENERAL FUND	ORIGINAL APPROP	TRANFRS/ ADJSTMTS	REVISED BUDGET	YTD EXPENDED	ENCUMBRANCES	AVAILABLE BUDGET	PCT USED
10441902 44714 SELF SUSTAINING	-610,735	31,474	-579,261	-501,071.58	.00	-78,189.29	86.5%*
TOTAL YOUTH BEFORE/AFTER SCHOOL CARE	-610,735	31,474	-579,261	-501,071.58	.00	-78,189.29	86.5%
10441903 SULLIVAN FARM							
10441903 44118 SULLIVAN FARM PR	-55,000	-30,000	-85,000	-50,510.15	.00	-34,489.85	59.4%*
TOTAL SULLIVAN FARM	-55,000	-30,000	-85,000	-50,510.15	.00	-34,489.85	59.4%
10450200 COMMISSION ON THE ARTS							
10450200 48401 COMM.ON ARTS-SEL	-500	0	-500	-151.93	.00	-348.07	30.4%*
TOTAL COMMISSION ON THE ARTS	-500	0	-500	-151.93	.00	-348.07	30.4%
10450500 PARK & REC							
10450500 44709 REVENUES RECREAT	-341,753	-15,390	-357,143	-366,651.78	.00	9,508.78	102.7%
10450500 44710 REVENUES PARK CO	-206,205	-9,365	-215,570	-184,250.48	.00	-31,319.52	85.5%*
10450500 44715 P&R SELF SUSTAIN	0	-355	-355	-355.07	.00	.00	100.0%
TOTAL PARK & REC	-547,958	-25,110	-573,068	-551,257.33	.00	-21,810.74	96.2%
10470100 BOARD OF EDUCATION							
10470100 43311 CONSOLIDATED ECS	-11,124,188	0	-11,124,188	-11,080,275.00	.00	-43,913.00	99.6%*
10470100 43313 STATE GRANT MAGN	-29,141	9,641	-19,500	-11,700.00	.00	-7,800.00	60.0%*
10470100 44801 REVENUES TUIT OT	-20,000	0	-20,000	-16,652.40	.00	-3,347.60	83.3%*
10470100 44802 REVENUES TUIT TO	-902,720	109,424	-793,296	-453,666.15	.00	-339,629.85	57.2%*
TOTAL BOARD OF EDUCATION	-12,076,049	119,065	-11,956,984	-11,562,293.55	.00	-394,690.45	96.7%
TOTAL GENERAL FUND	-105,105,148	-4,507,546	-109,612,694	-110,313,400.85	.00	700,707.07	100.6%
TOTAL REVENUES	-105,105,148	-4,507,546	-109,612,694	-110,313,400.85	.00	700,707.07	

FOR 2023 10

	ORIGINAL APPROP	TRANFRS/ ADJSTMTS	REVISED BUDGET	YTD EXPENDED	ENCUMBRANCES	AVAILABLE BUDGET	PCT USED
GRAND TOTAL	-105,105,148	-4,507,546	-109,612,694	-110,313,400.85	.00	700,707.07	100.6%

** END OF REPORT - Generated by Gregory Osipow **

FOR 2023 10

ACCOUNTS FOR: 1000 GENERAL FUND	ORIGINAL APPROP	TRANFRS/ ADJSTMTS	REVISED BUDGET	YTD EXPENDED	ENCUMBRANCES	AVAILABLE BUDGET	PCT USED
10410300 TOWN COUNCIL							
10410300 53000 CONSULTANTS	22,050	3,950	26,000	17,023.81	4,402.00	4,574.19	82.4%
10410300 55401 LEGAL NOTICES	2,000	0	2,000	1,545.62	454.38	.00	100.0%
10410300 56001 MATERIALS & SUPP	300	4,480	4,780	223.64	193.64	4,362.72	8.7%
TOTAL TOWN COUNCIL	24,350	8,430	32,780	18,793.07	5,050.02	8,936.91	72.7%
10410900 MAYOR'S OFFICE							
10410900 51000 PERSONNEL	239,498	88,313	327,811	270,875.67	.00	56,935.03	82.6%
10410900 51180 STIPENDS	0	0	0	2,000.00	.00	-2,000.00	100.0%*
10410900 53400 TOURISM	33,000	0	33,000	29,000.00	.00	4,000.00	87.9%
10410900 56001 MATERIALS & SUPP	2,500	0	2,500	2,560.74	.00	-60.74	102.4%*
10410900 58901 EXPENSE ACCOUNT	6,000	0	6,000	5,979.97	.00	20.03	99.7%
TOTAL MAYOR'S OFFICE	280,998	88,313	369,311	310,416.38	.00	58,894.32	84.1%
10411000 WESTCOG							
10411000 59901 HOUSATONIC VALLE	24,045	331	24,376	24,376.00	.00	.00	100.0%
TOTAL WESTCOG	24,045	331	24,376	24,376.00	.00	.00	100.0%
10411100 GAYLORDSVILLE SCHOOL							
10411100 56001 GAYLORDSVILLE SC	560	15	575	456.90	.00	118.10	79.5%
TOTAL GAYLORDSVILLE SCHOOL	560	15	575	456.90	.00	118.10	79.5%
10411200 SULLIVAN ROAD SCHOOL							
10411200 56001 SULLIVAN ROAD SC	120	10	130	143.49	.00	-13.49	110.4%*
TOTAL SULLIVAN ROAD SCHOOL	120	10	130	143.49	.00	-13.49	110.4%

FOR 2023 10

ACCOUNTS FOR: 1000 GENERAL FUND	ORIGINAL APPROP	TRANFRS/ ADJSTMTS	REVISED BUDGET	YTD EXPENDED	ENCUMBRANCES	AVAILABLE BUDGET	PCT USED
10411300 HOUSATONIC VALLEY ASSN							
10411300 59901 HOUSATONIC VALLE	350	0	350	.00	.00	350.00	.0%
TOTAL HOUSATONIC VALLEY ASSN	350	0	350	.00	.00	350.00	.0%
10411700 BOARD OF FINANCE							
10411700 51000 PERSONNEL	1,815	185	2,000	1,050.00	.00	950.00	52.5%
10411700 56001 MATERIALS & SUPP	150	0	150	17.89	.00	132.11	11.9%
TOTAL BOARD OF FINANCE	1,965	185	2,150	1,067.89	.00	1,082.11	49.7%
10411900 FINANCE OFFICE							
10411900 51000 PERSONNEL	388,706	16,235	404,941	342,357.90	.00	62,583.24	84.5%
10411900 51218 FINANCE DEPT-AFS	1,000	0	1,000	271.02	.00	728.98	27.1%
10411900 56001 MATERIALS & SUPP	13,800	0	13,800	8,825.57	591.13	4,383.30	68.2%
10411900 58100 DUES/CT CONFEREN	18,500	0	18,500	17,291.00	.00	1,209.00	93.5%
10411900 58101 MEMBERSHIPS/WORK	1,500	0	1,500	1,600.00	.00	-100.00	106.7%*
TOTAL FINANCE OFFICE	423,506	16,235	439,741	370,345.49	591.13	68,804.52	84.4%
10411901 AUDIT							
10411901 53310 AUDIT	40,500	750	41,250	41,250.00	.00	.00	100.0%
TOTAL AUDIT	40,500	750	41,250	41,250.00	.00	.00	100.0%
10411902 PENSION COMMITTEE							
10411902 51000 PERSONNEL	660	0	660	475.00	.00	185.00	72.0%
TOTAL PENSION COMMITTEE	660	0	660	475.00	.00	185.00	72.0%
10411903 UTILITIES/GASOLINE							

FOR 2023 10

ACCOUNTS FOR: 1000 GENERAL FUND	ORIGINAL APPROP	TRANFRS/ ADJSTMTS	REVISED BUDGET	YTD EXPENDED	ENCUMBRANCES	AVAILABLE BUDGET	PCT USED
10411903 54101 CONTRACTUAL-TRAS	19,490	585	20,075	13,430.16	38.23	6,606.61	67.1%
10411903 54104 TRAFFIC SIGNALS	6,000	0	6,000	3,585.89	.00	2,414.11	59.8%
10411903 54105 STREET LIGHTING	30,000	0	30,000	16,562.56	.00	13,437.44	55.2%
10411903 54322 TELEPHONES/ALL D	104,443	82,052	186,495	167,742.38	.00	18,752.36	89.9%
10411903 54411 WATER ALL DEPART	29,900	1,600	31,500	22,642.07	.00	8,857.93	71.9%
10411903 54412 SEWER ALL DEPART	19,726	100	19,826	16,124.60	.00	3,701.40	81.3%
10411903 55301 POSTAGE-ALL DEPA	55,000	0	55,000	42,919.85	5,562.85	6,517.30	88.2%
10411903 56220 ELECTRIC ALL BUI	238,675	-4,979	233,696	136,200.76	.00	97,495.24	58.3%
10411903 56260 GASOLINE/ALL DEP	394,240	144,400	538,640	390,583.88	.00	148,056.12	72.5%
TOTAL UTILITIES/GASOLINE	897,474	223,758	1,121,232	809,792.15	5,601.08	305,838.51	72.7%
10411904 ANNUAL TOWN REPORT							
10411904 51180 ANNUAL TOWN REPO	750	0	750	750.00	.00	.00	100.0%
TOTAL ANNUAL TOWN REPORT	750	0	750	750.00	.00	.00	100.0%
10411905 SERVICE CONTRACTS OFFICE MACHI							
10411905 53404 SERVICE CONTRACT	8,800	0	8,800	7,135.76	.00	1,664.24	81.1%
10411905 53405 ELEVATOR SERVICE	14,188	537	14,725	14,942.92	.00	-217.92	101.5%*
TOTAL SERVICE CONTRACTS OFFICE MACHI	22,988	537	23,525	22,078.68	.00	1,446.32	93.9%
10411906 DUPLICATING EXPENSE							
10411906 55510 DUPLICATING EXPE	41,116	2,284	43,400	31,939.94	10,626.55	833.51	98.1%
TOTAL DUPLICATING EXPENSE	41,116	2,284	43,400	31,939.94	10,626.55	833.51	98.1%
10411907 TRANSPORTATION EXPENSE ALL DEP							
10411907 55800 TRANSPORTATION E	9,000	0	9,000	5,267.36	.00	3,732.64	58.5%
TOTAL TRANSPORTATION EXPENSE ALL DEP	9,000	0	9,000	5,267.36	.00	3,732.64	58.5%

FOR 2023 10

ACCOUNTS FOR: 1000 GENERAL FUND	ORIGINAL APPROP	TRANFRS/ ADJSTMTS	REVISED BUDGET	YTD EXPENDED	ENCUMBRANCES	AVAILABLE BUDGET	PCT USED
10413100 ASSESSORS OFFICE							
10413100 51000 PERSONNEL	201,879	9,502	211,381	175,648.83	.00	35,732.05	83.1%
10413100 51330 ASSESSOR-OVERTIM	500	0	500	.00	.00	500.00	.0%
10413100 53311 PROPERTY TAX AUD	10,000	0	10,000	10,000.00	.00	.00	100.0%
10413100 55001 ASSESSOR-TRAININ	3,000	0	3,000	1,655.00	.00	1,345.00	55.2%
10413100 56001 MATERIALS & SUPP	8,000	1,850	9,850	5,788.41	.00	4,061.59	58.8%
10413100 57350 COMPUTER SOFTWAR	31,418	1,265	32,683	24,799.50	7,861.00	22.50	99.9%
TOTAL ASSESSORS OFFICE	254,797	12,617	267,414	217,891.74	7,861.00	41,661.14	84.4%
10413500 TAX COLLECTOR							
10413500 51000 PERSONNEL	133,535	7,945	141,480	119,595.66	.00	21,883.84	84.5%
10413500 51218 TAX COLLECTOR-AF	1,000	0	1,000	607.40	.00	392.60	60.7%
10413500 53205 STATE MV ASSESSM	300	0	300	250.00	.00	50.00	83.3%
10413500 55001 TAX COLLECTOR-TR	500	0	500	325.00	.00	175.00	65.0%
10413500 56001 MATERIALS & SUPP	37,500	1,525	39,025	14,790.57	.00	24,234.43	37.9%
TOTAL TAX COLLECTOR	172,835	9,470	182,305	135,568.63	.00	46,735.87	74.4%
10413600 BOARD OF TAX REVIEW							
10413600 51000 PERSONNEL	4,500	0	4,500	1,419.40	.00	3,080.60	31.5%
10413600 56001 MATERIALS & SUPP	500	0	500	49.00	.00	451.00	9.8%
TOTAL BOARD OF TAX REVIEW	5,000	0	5,000	1,468.40	.00	3,531.60	29.4%
10413700 TAX REBATES & REFUNDS							
10413700 59500 TAX REBATES & RE	70,000	55,000	125,000	103,621.32	.00	21,378.68	82.9%
TOTAL TAX REBATES & REFUNDS	70,000	55,000	125,000	103,621.32	.00	21,378.68	82.9%
10413900 LEGAL							
10413900 53101 OTHER LEGAL EXPE	175,000	0	175,000	129,762.26	.00	45,237.74	74.1%

FOR 2023 10

ACCOUNTS FOR: 1000 GENERAL FUND	ORIGINAL APPROP	TRANFRS/ ADJSTMTS	REVISED BUDGET	YTD EXPENDED	ENCUMBRANCES	AVAILABLE BUDGET	PCT USED
10413900 53102 LEGAL RETAINER	90,000	0	90,000	247.50	.00	89,752.50	.3%
10413900 53103 LEGAL LAND USE	31,500	-6,500	25,000	3,366.00	21,634.00	.00	100.0%
10413900 53108 LEGAL-ASSESSORS	20,000	120,000	140,000	33,626.87	18,873.13	87,500.00	37.5%
10413900 53109 LEGAL-TAX COLLEC	2,500	-1,500	1,000	.00	.00	1,000.00	.0%
10413900 53110 LEGAL PERSONNEL	35,000	5,000	40,000	750.00	.00	39,250.00	1.9%
TOTAL LEGAL	354,000	117,000	471,000	167,752.63	40,507.13	262,740.24	44.2%
10414000 HOUSATONIC PROBATE COURT							
10414000 59901 ANNUAL TOWN APPR	17,342	637	17,978	17,978.23	.00	.00	100.0%
TOTAL HOUSATONIC PROBATE COURT	17,342	637	17,978	17,978.23	.00	.00	100.0%
10414100 PERSONNEL							
10414100 51000 PERSONNEL-PERSON	89,254	102,798	192,052	158,926.61	.00	33,125.64	82.8%
10414100 51003 PERSONNEL-SECRET	54,360	-54,360	0	2,128.38	.00	-2,128.38	100.0%*
10414100 52500 TUITION REIMBURS	10,000	0	10,000	1,026.00	.00	8,974.00	10.3%
10414100 56001 PERSONNEL-MATERI	18,500	1,690	20,190	17,400.04	.00	2,789.96	86.2%
10414100 58901 PERSONNEL-RECRUI	5,000	1,000	6,000	4,729.63	.00	1,270.37	78.8%
10414100 58902 DRUG & ALCOHOL T	4,550	50	4,600	2,150.00	.00	2,450.00	46.7%
10414100 58904 EMPLOYEE ASSISTA	8,000	0	8,000	7,051.18	220.00	728.82	90.9%
10414100 59501 STAFF TRAINING &	2,000	1,000	3,000	1,176.88	200.00	1,623.12	45.9%
TOTAL PERSONNEL	191,664	52,178	243,842	194,588.72	420.00	48,833.53	80.0%
10414200 FRINGE BENEFITS							
10414200 51119 OTHER WAGES	103,866	-103,866	0	.00	.00	.00	.0%
10414200 52200 FICA	910,244	32,903	943,147	746,683.35	.00	196,463.22	79.2%
10414200 52201 "ER"MEDICARE	212,880	7,695	220,575	176,115.27	.00	44,459.75	79.8%
10414200 52300 PENSION	1,969,572	163,472	2,133,044	2,118,781.15	.00	14,262.85	99.3%
10414200 52302 VOL FIRE AWARDS	112,100	8,000	120,100	108,396.30	.00	11,703.70	90.3%
10414200 52600 UNEMPLOYMENT COM	100,000	-70,000	30,000	14,120.00	.00	15,880.00	47.1%
10414200 52810 HEALTH INSURANCE	3,037,000	378,500	3,415,500	3,207,293.31	.00	208,206.69	93.9%
10414200 52811 UNION WELFARE FU	827,424	24,336	851,760	705,224.71	.00	146,535.29	82.8%
10414200 52821 HEART & HYPER.PY	7,500	-7,500	0	195.67	.00	-195.67	100.0%*

FOR 2023 10

ACCOUNTS FOR: 1000 GENERAL FUND	ORIGINAL APPROP	TRANFRS/ ADJSTMTS	REVISED BUDGET	YTD EXPENDED	ENCUMBRANCES	AVAILABLE BUDGET	PCT USED
10414200 55200 GENERAL INSURANC	645,300	21,776	667,076	676,641.81	.00	-9,565.81	101.4%*
TOTAL FRINGE BENEFITS	7,925,886	455,316	8,381,202	7,753,451.57	.00	627,750.02	92.5%
10414300 INFORMATION TECHNOLOGY							
10414300 51000 PERSONNEL	134,640	32,860	167,500	140,818.32	.00	26,681.68	84.1%
10414300 53200 PROFESSIONAL SER	23,000	6,000	29,000	.00	.00	29,000.00	.0%
10414300 53401 CONTRACTUAL	199,120	1,700	200,820	172,146.32	28,828.61	-154.93	100.1%*
10414300 56001 COMPUTER MATERIA	5,000	0	5,000	1,256.72	55.58	3,687.70	26.2%
TOTAL INFORMATION TECHNOLOGY	361,760	40,560	402,320	314,221.36	28,884.19	59,214.45	85.3%
10414700 TOWN CLERK							
10414700 51000 PERSONNEL	183,746	10,326	194,073	165,018.57	.00	29,054.00	85.0%
10414700 51218 TOWN CLERK-AFSCM	200	0	200	136.37	.00	63.63	68.2%
10414700 53401 CONTRACTUAL SERV	3,195	5	3,200	3,142.33	.00	57.67	98.2%
10414700 53521 HISTORIC DOC PRE	7,500	0	7,500	.00	.00	7,500.00	.0%
10414700 56001 MATERIALS & SUPP	35,850	6,450	42,300	23,177.36	11,511.98	7,610.66	82.0%
TOTAL TOWN CLERK	230,491	16,781	247,273	191,474.63	11,511.98	44,285.96	82.1%
10414900 REGISTRAR OF VOTERS							
10414900 51000 REGISTRARS SALAR	70,180	4,609	74,790	62,324.20	.00	12,465.30	83.3%
10414900 51181 CANVASS	3,600	0	3,600	3,600.00	.00	.00	100.0%
10414900 51321 ELECT PERSON	83,020	14,060	97,080	39,962.65	.00	57,117.35	41.2%
10414900 56001 MATERIALS & SUPP	64,220	0	64,220	30,506.58	1,802.99	31,910.43	50.3%
TOTAL REGISTRAR OF VOTERS	221,020	18,669	239,690	136,393.43	1,802.99	101,493.08	57.7%
10415000 LAND USE							
10415000 51000 PERSONNEL	302,767	20,470	323,237	266,796.58	.00	56,440.62	82.5%
10415000 51218 AFSCME OVERTIME	1,000	2,500	3,500	2,103.93	.00	1,396.07	60.1%

FOR 2023 10

ACCOUNTS FOR: 1000 GENERAL FUND	ORIGINAL APPROP	TRANFRS/ ADJSTMTS	REVISED BUDGET	YTD EXPENDED	ENCUMBRANCES	AVAILABLE BUDGET	PCT USED
10415000 53000 CONSULTANTS	5,000	5,750	10,750	750.00	.00	10,000.00	7.0%
10415000 53403 CONTRACTUAL SELF	30,000	0	30,000	5,966.25	8,033.75	16,000.00	46.7%
10415000 55401 LEGAL NOTICES	8,000	0	8,000	2,207.08	2,792.92	3,000.00	62.5%
10415000 56001 MATERIALS & SUPP	5,000	-750	4,250	1,305.45	.00	2,944.55	30.7%
TOTAL LAND USE	351,767	27,970	379,737	279,129.29	10,826.67	89,781.24	76.4%
10420100 POLICE							
10420100 51000 ADMINISTRATIVE S	424,563	10,391	434,954	380,137.72	.00	54,816.35	87.4%
10420100 51003 CLERK/SECRETARY	29,550	1,194	30,745	25,004.74	.00	5,740.06	81.3%
10420100 51004 SERGEANTS	751,769	18,729	770,499	628,416.34	.00	142,082.22	81.6%
10420100 51005 DETECTIVES	435,447	10,561	446,009	364,920.57	.00	81,087.98	81.8%
10420100 51006 PATROLMAN	2,595,514	44,305	2,639,819	2,078,695.27	.00	561,123.26	78.7%
10420100 51007 MATRON	1,000	0	1,000	.00	.00	1,000.00	.0%
10420100 51008 DISPATCHERS	556,425	24,034	580,458	432,621.33	.00	147,836.91	74.5%
10420100 51009 CLERICAL SUPPORT	107,004	2,122	109,126	92,578.87	.00	16,547.13	84.8%
10420100 51010 PARKING ENFORCEM	46,716	941	47,657	40,344.58	.00	7,312.82	84.7%
10420100 51011 HIGH RISK NAVIGA	76,500	-41,566	34,934	.00	.00	34,934.10	.0%
10420100 51180 EDUCATION STIPE	9,000	0	9,000	.00	.00	9,000.00	.0%
10420100 51330 OVERTIME	155,000	24,200	179,200	115,452.09	.00	63,747.91	64.4%
10420100 51331 TRAINING OT	31,750	0	31,750	29,826.95	.00	1,923.05	93.9%
10420100 51332 DISPATCHERS O/T	70,000	0	70,000	103,264.34	.00	-33,264.34	147.5%*
10420100 51340 HOLIDAY PAY	129,198	0	129,198	86,720.58	.00	42,477.60	67.1%
10420100 53401 FIXED CHARGES	23,920	-4,500	19,420	4,807.00	.00	14,613.00	24.8%
10420100 53402 PROFESSIONAL DEV	6,100	1,550	7,650	3,545.00	.00	4,105.00	46.3%
10420100 54304 AUTO MAINTENANCE	63,000	3,000	66,000	43,266.45	12,013.50	10,720.05	83.8%
10420100 54305 RADIO REPAIR	14,500	0	14,500	10,864.95	2,124.53	1,510.52	89.6%
10420100 54306 UNIFORMS & CLEAN	81,550	0	81,550	60,381.77	9,485.71	11,682.52	85.7%
10420100 54321 TELEPHONE & COMP	68,126	36,958	105,083	55,980.30	11,702.09	37,400.86	64.4%
10420100 55001 EDUCATION & TRAI	46,500	0	46,500	30,997.71	1,746.25	13,756.04	70.4%
10420100 56001 MATERIALS & SUPP	16,000	0	16,000	8,727.58	2,449.88	4,822.54	69.9%
10420100 56903 SPEC DEPT SUPPLI	37,000	6,150	43,150	36,105.65	3,430.79	3,613.56	91.6%
10420100 56904 POLICE AMMUNITIO	17,000	0	17,000	14,831.48	2,134.12	34.40	99.8%
10420100 58904 POLICE EAP	2,500	0	2,500	2,112.00	.00	388.00	84.5%
10420100 59502 CPR/EMR/EMD TRAI	12,629	0	12,629	2,547.13	3,656.13	6,425.74	49.1%
10420100 59503 POST C TRAINING	15,000	-3,400	11,600	1,820.00	550.00	9,230.00	20.4%
10420100 59996 POLICE CADET PRO	2,000	4,336	6,336	-1,092.07	1,057.90	6,370.01	-.5%
TOTAL POLICE	5,825,262	139,004	5,964,267	4,652,878.33	50,350.90	1,261,037.29	78.9%
10420101 NEW MILFORD PRIVATE DUTY							
10420101 51000 POLICE PRIVATE D	50,000	0	50,000	446,719.16	.00	-396,719.16	893.4%*

FOR 2023 10

ACCOUNTS FOR: 1000 GENERAL FUND	ORIGINAL APPROP	TRANFRS/ ADJSTMTS	REVISED BUDGET	YTD EXPENDED	ENCUMBRANCES	AVAILABLE BUDGET	PCT USED
TOTAL NEW MILFORD PRIVATE DUTY	50,000	0	50,000	446,719.16	.00	-396,719.16	893.4%
10420300 FIRE DEPARTMENT							
10420300 53206 NEW MILFORD FIRE	131,500	7,500	139,000	139,000.00	.00	.00	100.0%
10420300 53207 LANESVILLE SUB-S	25,164	2,182	27,346	9,299.12	7,426.64	10,620.24	61.2%
10420300 53208 GAYLORDSVILLE VO	183,006	593	183,599	183,599.00	.00	.00	100.0%
10420300 53209 NORTHVILLE FIRE	143,500	10,000	153,500	153,500.00	.00	.00	100.0%
10420300 53211 NM FIRE ASSOC IN	7,500	500	8,000	7,089.67	.00	910.33	88.6%
10420300 53212 WATER WITCH HOSE	231,950	-6,025	225,925	225,925.00	.00	.00	100.0%
TOTAL FIRE DEPARTMENT	722,620	14,750	737,370	718,412.79	7,426.64	11,530.57	98.4%
10420308 NM WATER CO FIRE HYDRANTS							
10420308 54106 NM WATER CO FIRE	120,663	28,022	148,685	88,755.26	.00	59,929.74	59.7%
TOTAL NM WATER CO FIRE HYDRANTS	120,663	28,022	148,685	88,755.26	.00	59,929.74	59.7%
10420400 FIRE MARSHAL							
10420400 51000 FIRE MARSHAL PER	78,540	11,461	90,001	75,767.45	.00	14,233.05	84.2%
10420400 51003 FIRE MARSHAL-SEC	24,909	374	25,283	20,163.41	.00	5,119.59	79.8%
10420400 51020 ASST/ FIRE MARSH	63,877	2,579	66,456	52,240.34	.00	14,215.66	78.6%
10420400 51330 OVERTIME	5,500	0	5,500	5,362.75	.00	137.25	97.5%
10420400 53402 FIRE MARSHAL-PRO	4,125	0	4,125	3,107.97	618.00	399.03	90.3%
10420400 55001 FIRE MARSHAL-EDU	3,783	1	3,783	3,189.00	.00	594.00	84.3%
10420400 56001 FIRE MARSHAL MA	1,000	0	1,000	794.82	1.78	203.40	79.7%
10420400 56007 FIRE MARSHAL-SPE	4,300	500	4,800	2,655.36	767.25	1,377.39	71.3%
10420400 57350 COMPUTER SOFTWAR	7,950	0	7,950	1,225.40	91.97	6,632.63	16.6%
TOTAL FIRE MARSHAL	193,983	14,914	208,898	164,506.50	1,479.00	42,912.00	79.5%
10420401 EMERGENCY MANAGEMENT							
10420401 51180 STIPENDS	14,000	0	14,000	10,461.64	.00	3,538.36	74.7%

FOR 2023 10

ACCOUNTS FOR: 1000 GENERAL FUND	ORIGINAL APPROP	TRANFRS/ ADJSTMTS	REVISED BUDGET	YTD EXPENDED	ENCUMBRANCES	AVAILABLE BUDGET	PCT USED
10420401 57400 GENERAL EQUIPMEN	5,000	0	5,000	.00	.00	5,000.00	.0%
TOTAL EMERGENCY MANAGEMENT	19,000	0	19,000	10,461.64	.00	8,538.36	55.1%
10421300 BUILDING INSPECTOR							
10421300 51000 PERSONNEL	179,941	39,649	219,590	184,944.12	.00	34,645.68	84.2%
10421300 51330 OVERTIME	200	0	200	.00	.00	200.00	.0%
10421300 56001 MATERIALS & SUPP	3,500	0	3,500	136.90	.00	3,363.10	3.9%
TOTAL BUILDING INSPECTOR	183,641	39,649	223,290	185,081.02	.00	38,208.78	82.9%
10421500 DOG POUND							
10421500 53401 CONTRACTUAL	209,391	0	209,391	165,503.00	.00	43,888.00	79.0%
TOTAL DOG POUND	209,391	0	209,391	165,503.00	.00	43,888.00	79.0%
10422000 TRAFFIC AUTHORITY							
10422000 51221 SECRETARIAL	2,000	980	2,980	1,725.00	.00	1,255.00	57.9%
TOTAL TRAFFIC AUTHORITY	2,000	980	2,980	1,725.00	.00	1,255.00	57.9%
10423000 LOCAL EMERGENCY PLANNING							
10423000 59901 LOCAL EMERGENCY	4,000	0	4,000	-29.70	289.00	3,740.70	6.5%
TOTAL LOCAL EMERGENCY PLANNING	4,000	0	4,000	-29.70	289.00	3,740.70	6.5%
10424000 NM COMMUNITY AMBULANCE							
10424000 53003 NM COMM AMBULANC	200,500	452,000	652,500	526,683.00	.00	125,817.00	80.7%
10424000 53004 PARAMEDIC SVCS	147,036	28,729	175,765	175,766.00	.00	-1.00	100.0%*

FOR 2023 10

ACCOUNTS FOR: 1000 GENERAL FUND	ORIGINAL APPROP	TRANFRS/ ADJSTMTS	REVISED BUDGET	YTD EXPENDED	ENCUMBRANCES	AVAILABLE BUDGET	PCT USED
TOTAL NM COMMUNITY AMBULANCE	347,536	480,729	828,265	702,449.00	.00	125,816.00	84.8%
10430100 PUBLIC WORKS							
10430100 51012 DIRECTOR	119,958	10,079	130,037	113,631.92	.00	16,404.71	87.4%
10430100 51013 HIGHWAY FOREMAN	72,053	3,293	75,346	67,817.16	.00	7,528.89	90.0%
10430100 51014 PERSONNEL GRADES	1,883,584	46,194	1,929,778	1,615,312.68	.00	314,465.32	83.7%
10430100 51015 ENGINEERING	290,366	11,199	301,565	256,937.31	.00	44,627.69	85.2%
10430100 51017 AFSCME UNION PER	49,816	998	50,814	43,001.06	.00	7,812.94	84.6%
10430100 51018 ADMINISTRATIVE A	60,905	2,470	63,375	54,664.73	.00	8,709.87	86.3%
10430100 51019 PUBLIC WORKS-HIG	63,750	5,250	69,000	58,202.76	.00	10,797.24	84.4%
10430100 51218 AFSCME OVERTIME	500	0	500	.00	.00	500.00	.0%
10430100 51320 PART TIME/SEASON	15,000	20,000	35,000	9,314.50	.00	25,685.50	26.6%
10430100 51333 OVERTIME (TEAMST	163,500	-13,500	150,000	108,939.21	.00	41,060.79	72.6%
10430100 51334 TEAMSTERS NON WI	19,000	1,000	20,000	20,347.63	.00	-347.63	101.7%*
10430100 51335 OVERTIME SPECIAL	3,000	0	3,000	673.42	.00	2,326.58	22.4%
10430100 53200 PROFESSIONAL SER	50,000	0	50,000	23,088.92	4,608.97	22,302.11	55.4%
10430100 54306 UNIFORMS/SAFETY	33,000	1,000	34,000	23,290.45	10,802.02	-92.47	100.3%*
10430100 54420 LEASE/RENTAL	2,000	0	2,000	.00	1,492.87	507.13	74.6%
10430100 54901 TREES-REMOVAL &	190,000	-15,000	175,000	89,463.74	36,279.46	49,256.80	71.9%
10430100 55001 EDUCATION & TRAI	8,000	2,000	10,000	2,505.00	1,740.00	5,755.00	42.5%
10430100 56001 OFFICE MATERIALS	16,000	0	16,000	8,439.51	2,775.36	4,785.13	70.1%
10430100 56003 MAT & SUP WINTER	536,000	-26,000	510,000	498,030.04	8,438.68	3,531.28	99.3%
10430100 56004 MAT'L SUPPLIES S	50,000	0	50,000	30,309.30	890.70	18,800.00	62.4%
10430100 56005 MAT'L SUPPLIES C	30,000	0	30,000	19,068.00	932.00	10,000.00	66.7%
10430100 56905 HIGHWAY CONST MA	1,200,000	0	1,200,000	376,021.86	372,443.38	451,534.76	62.4%
10430100 56906 HIGHWAY MAINTENA	20,000	5,000	25,000	24,127.52	.00	872.48	96.5%
10430100 56907 HIGHWAY MAINTENA	20,000	0	20,000	17,113.18	944.00	1,942.82	90.3%
10430100 56908 VEHICLE & EQUIPM	269,000	0	269,000	237,103.54	18,853.68	13,042.78	95.2%
10430100 56909 PUBLIC WORKS-TRE	10,000	0	10,000	7,788.74	2,255.41	-44.15	100.4%*
TOTAL PUBLIC WORKS	5,175,433	53,981	5,229,414	3,705,192.18	462,456.53	1,061,765.57	79.7%
10430200 BLDG MAINTENANCE							
10430200 51000 BUILDING MAINTEN	529,781	56,446	586,227	471,911.26	.00	114,315.74	80.5%
10430200 51330 OVERTIME (BLDG	35,000	0	35,000	23,912.17	.00	11,087.83	68.3%
10430200 53401 CONTRACTUAL-CLEA	2,000	0	2,000	.00	.00	2,000.00	.0%
10430200 53407 BLDG MAIN FIXED	84,170	10,830	95,000	53,186.58	13,445.12	28,368.30	70.1%

FOR 2023 10

ACCOUNTS FOR: 1000 GENERAL FUND	ORIGINAL APPROP	TRANFRS/ ADJSTMTS	REVISED BUDGET	YTD EXPENDED	ENCUMBRANCES	AVAILABLE BUDGET	PCT USED
10430200 54306 UNIFORMS	5,700	800	6,500	3,726.24	2,773.76	.00	100.0%
10430200 55001 SAFETY EQUIPMENT	6,000	0	6,000	2,444.65	1,129.00	2,426.35	59.6%
10430200 56001 BLDG MAIN MAT/SU	47,100	2,900	50,000	24,458.74	13,355.38	12,185.88	75.6%
10430200 56006 MATERIALS & SUPP	6,500	0	6,500	5,949.30	550.70	.00	100.0%
TOTAL BLDG MAINTENANCE	716,251	70,976	787,227	585,588.94	31,253.96	170,384.10	78.4%
10430400 N.M. CENTER CEMETARY ASSOCIATI							
10430400 59901 NEW MILFORD CENT	42,532	-637	41,895	41,895.00	.00	.00	100.0%
TOTAL N.M. CENTER CEMETARY ASSOCIATI	42,532	-637	41,895	41,895.00	.00	.00	100.0%
10440100 HEALTH							
10440100 51000 PERSONNEL	289,791	-289,791	0	.00	.00	.00	.0%
10440100 53021 HEALTH VNA EDUCA	11,200	-11,200	0	.00	.00	.00	.0%
10440100 53301 ENVIRONMENTAL I	13,200	-13,200	0	.00	.00	.00	.0%
10440100 53501 WATER TESTING	1,657	-1,657	0	.00	.00	.00	.0%
10440100 56001 MATERIALS, SUPPL	2,500	-2,500	0	.00	.00	.00	.0%
10440100 56901 HEPATITUS B VACC	100	-100	0	.00	.00	.00	.0%
10440100 56902 HEALTH BLOCK GRA	5,500	-5,500	0	.00	.00	.00	.0%
10440100 58912 HOUSEHOLD HAZARD	36,500	-36,500	0	.00	.00	.00	.0%
10440100 58913 PUBLIC HEALTH PR	12,700	-12,700	0	.00	.00	.00	.0%
10440100 58924 PROPERTY NUISANC	15,000	-15,000	0	.00	.00	.00	.0%
10440100 59901 ANNUAL TOWN APPR	0	290,000	290,000	283,871.00	.00	6,129.00	97.9%
TOTAL HEALTH	388,148	-98,148	290,000	283,871.00	.00	6,129.00	97.9%
10441700 COMMISSION ON AGING							
10441700 51000 PERSONNEL	427,537	15,130	442,667	366,872.93	.00	75,794.30	82.9%
10441700 51330 OVERTIME	3,000	0	3,000	923.36	.00	2,076.64	30.8%
10441700 53401 CONTRACTUAL	20,600	600	21,200	19,727.40	1,232.00	240.60	98.9%
10441700 56001 MATERIALS & SUPP	7,400	400	7,800	6,937.66	44.28	818.06	89.5%
10441700 56002 MATERIALS & SUPP	23,048	0	23,048	15,735.23	5,917.22	1,395.55	93.9%
10441700 56300 CONGREGATE LUNCH	52,776	2,832	55,608	40,509.03	.00	15,098.97	72.8%
TOTAL COMMISSION ON AGING	534,361	18,962	553,323	450,705.61	7,193.50	95,424.12	82.8%

FOR 2023 10

ACCOUNTS FOR: 1000 GENERAL FUND	ORIGINAL APPROP	TRANFRS/ ADJSTMTS	REVISED BUDGET	YTD EXPENDED	ENCUMBRANCES	AVAILABLE BUDGET	PCT USED
10441900 YOUTH AGENCY							
10441900 51000 PERSONNEL	268,394	16,706	285,101	230,984.28	.00	54,116.22	81.0%
10441900 53000 FIXED CHARGES/CO	3,300	0	3,300	2,465.70	277.11	557.19	83.1%
10441900 56001 MATERIALS & SUPP	9,525	-725	8,800	6,883.10	738.31	1,178.59	86.6%
10441900 58905 PART SELF SUSTAI	50,908	5,163	56,071	45,397.61	1,887.42	8,785.69	84.3%
10441900 58923 YOUTH AGENCY GRA	1	-1	0	.00	.00	.00	.0%
TOTAL YOUTH AGENCY	332,128	21,143	353,271	285,730.69	2,902.84	64,637.69	81.7%
10441901 THE MAXX							
10441901 51000 MAXX - PERSONNEL	45,740	-36,740	9,000	713.00	.00	8,287.00	7.9%
10441901 53401 CONTRACTUAL SVCS	5,000	-1,000	4,000	1,970.44	.00	2,029.56	49.3%
10441901 56001 MAXX - MATERIALS	7,500	-3,400	4,100	2,401.47	1,172.44	526.09	87.2%
10441901 58905 MAXX PART SELF-S	50,000	-46,000	4,000	2,876.60	262.13	861.27	78.5%
TOTAL THE MAXX	108,240	-87,140	21,100	7,961.51	1,434.57	11,703.92	44.5%
10441902 YOUTH BEFORE/AFTER SCHOOL CARE							
10441902 51000 PERSONNEL	565,662	-20,684	544,978	454,262.58	.00	90,715.85	83.4%
10441902 56001 MATERIALS & SUPP	33,000	1,790	34,790	27,279.73	.00	7,510.27	78.4%
10441902 58905 SELF SUSTAINING	15,000	-5,500	9,500	1,681.68	.00	7,818.32	17.7%
TOTAL YOUTH BEFORE/AFTER SCHOOL CARE	613,662	-24,394	589,268	483,223.99	.00	106,044.44	82.0%
10441903 SULLIVAN FARM							
10441903 51000 PERSONNEL	38,950	3,287	42,237	42,482.46	.00	-245.46	100.6%*
10441903 56001 MATERIALS & SUPP	4,500	0	4,500	4,309.07	57.09	133.84	97.0%
10441903 58908 SULLIVAN FARM SE	55,000	30,000	85,000	40,628.71	2,922.87	41,448.42	51.2%
TOTAL SULLIVAN FARM	98,450	33,287	131,737	87,420.24	2,979.96	41,336.80	68.6%
10442000 THE CHILDRENS CENTER							
10442000 59901 THE CHILDREN'S C	132,000	17,383	149,383	149,383.00	.00	.00	100.0%

FOR 2023 10

ACCOUNTS FOR: 1000 GENERAL FUND	ORIGINAL APPROP	TRANFRS/ ADJSTMTS	REVISED BUDGET	YTD EXPENDED	ENCUMBRANCES	AVAILABLE BUDGET	PCT USED
TOTAL THE CHILDRENS CENTER	132,000	17,383	149,383	149,383.00	.00	.00	100.0%
10442100 SERVICE OFFICERS							
10442100 51000 PERSONNEL	2,130	270	2,400	2,400.00	.00	.00	100.0%
10442100 56001 DECOR GRAVES	2,250	100	2,350	2,350.00	.00	.00	100.0%
10442100 58907 VETERANS AFFAIRS	500	0	500	.00	.00	500.00	.0%
TOTAL SERVICE OFFICERS	4,880	370	5,250	4,750.00	.00	500.00	90.5%
10442300 SOCIAL SERVICES							
10442300 51000 PERSONNEL	227,346	56,487	283,833	242,290.46	.00	41,542.80	85.4%
10442300 51330 OVERTIME	1,000	0	1,000	118.52	.00	881.48	11.9%
10442300 53401 CONTRACTUAL-MEET	2,095	0	2,095	1,200.00	.00	895.00	57.3%
10442300 56001 MATERIALS & SUPP	1,650	0	1,650	1,000.04	30.05	619.91	62.4%
10442300 58914 EMERGENCY SHELTE	600	0	600	.00	.00	600.00	.0%
10442300 58915 PRGRAM ACCT FOR	200	0	200	.00	.00	200.00	.0%
TOTAL SOCIAL SERVICES	232,891	56,487	289,378	244,609.02	30.05	44,739.19	84.5%
10442600 NOT FOR PROFIT CONTRIBUTIONS							
10442600 59901 NOT FOR PROFIT C	25,000	0	25,000	25,000.00	.00	.00	100.0%
TOTAL NOT FOR PROFIT CONTRIBUTIONS	25,000	0	25,000	25,000.00	.00	.00	100.0%
10450100 LIBRARY							
10450100 51000 PERSONNEL	624,142	203,514	827,656	514,933.23	.00	312,722.40	62.2%
10450100 56001 MATERIALS & SUPP	391,202	10,939	402,141	340,520.71	.00	61,620.29	84.7%
TOTAL LIBRARY	1,015,344	214,453	1,229,797	855,453.94	.00	374,342.69	69.6%
10450200 COMMISSION ON THE ARTS							
10450200 53000 CONSULTANTS	20,700	-500	20,200	12,708.25	341.75	7,150.00	64.6%

FOR 2023 10

ACCOUNTS FOR: 1000 GENERAL FUND	ORIGINAL APPROP	TRANFRS/ ADJSTMTS	REVISED BUDGET	YTD EXPENDED	ENCUMBRANCES	AVAILABLE BUDGET	PCT USED
10450200 56001 MATERIALS & SUPP	2,000	0	2,000	1,140.52	.00	859.48	57.0%
10450200 58905 SELF SUSTAINING	500	0	500	.00	.00	500.00	.0%
10450200 59916 GALLERY PURCHASE	4,000	1,000	5,000	3,252.69	.00	1,747.31	65.1%
TOTAL COMMISSION ON THE ARTS	27,200	500	27,700	17,101.46	341.75	10,256.79	63.0%
10450500 PARK & REC							
10450500 51000 PERSONNEL-FULL T	192,237	12,432	204,670	168,810.03	.00	35,859.78	82.5%
10450500 51001 PERSONNEL SELF-S	80,000	5,000	85,000	64,666.15	.00	20,333.85	76.1%
10450500 51002 PK & REC FULL TI	315,518	5,872	321,390	262,976.68	.00	58,413.32	81.8%
10450500 51021 ADMINSTRATIVE PE	32,495	4,480	36,975	30,432.88	.00	6,542.12	82.3%
10450500 51218 PARK & REC-AFSCM	688	406	1,094	399.08	.00	694.92	36.5%
10450500 51320 PERSONNEL-PART T	106,120	17,002	123,122	86,343.33	.00	36,778.67	70.1%
10450500 51322 PERSONNEL-PART S	138,389	-3,989	134,400	96,306.00	.00	38,094.00	71.7%
10450500 51330 PARK & REC OVERT	20,424	2,408	22,832	9,987.99	.00	12,844.01	43.7%
10450500 53401 CONTRACTUAL	76,591	-6,580	70,011	37,133.06	31,019.11	1,858.83	97.3%
10450500 53403 SELF SUST CONTRA	217,227	-23,290	193,937	112,975.32	60,808.30	20,153.38	89.6%
10450500 53408 SELF SUSTAINING	1	355	356	103.23	3.69	249.15	30.0%
10450500 56001 MATERIALS & SUPP	61,084	1,280	62,364	36,046.89	18,808.18	7,508.93	88.0%
10450500 56002 PARK & REC MATER	35,888	12,502	48,390	28,402.43	15,144.25	4,843.32	90.0%
TOTAL PARK & REC	1,276,662	27,878	1,304,541	934,583.07	125,783.53	244,174.28	81.3%
10450800 HOUSATONIC RIVER COMMISSION							
10450800 59901 HOUSATONIC RIVER	400	0	400	400.00	.00	.00	100.0%
TOTAL HOUSATONIC RIVER COMMISSION	400	0	400	400.00	.00	.00	100.0%
10450900 CANDLEWOOD LAKE AUTHORITY							
10450900 59901 CANDLEWOOD LAKE	139,281	-9,551	129,730	129,730.00	.00	.00	100.0%
TOTAL CANDLEWOOD LAKE AUTHORITY	139,281	-9,551	129,730	129,730.00	.00	.00	100.0%
10451000 LAKE LILLINONAH AUTHORITY							
10451000 59901 LAKE LILLINONAH	30,027	8,082	38,109	38,109.00	.00	.00	100.0%

FOR 2023 10

ACCOUNTS FOR: 1000 GENERAL FUND	ORIGINAL APPROP	TRANFRS/ ADJSTMTS	REVISED BUDGET	YTD EXPENDED	ENCUMBRANCES	AVAILABLE BUDGET	PCT USED
TOTAL LAKE LILLINONAH AUTHORITY	30,027	8,082	38,109	38,109.00	.00	.00	100.0%
10451100 CONSERVATION COMMISSION							
10451100 56001 MATERIALS & SUPP	1,000	0	1,000	60.00	.00	940.00	6.0%
TOTAL CONSERVATION COMMISSION	1,000	0	1,000	60.00	.00	940.00	6.0%
10451300 FARMLAND PRESERVATION COMMISSI							
10451300 59901 FARMLAND PRESERV	4,500	0	4,500	1,933.00	270.00	2,297.00	49.0%
TOTAL FARMLAND PRESERVATION COMMISSI	4,500	0	4,500	1,933.00	270.00	2,297.00	49.0%
10460300 ECONOMIC DEVELOPMENT OFFICE							
10460300 51000 PERSONNEL	155,189	-91,877	63,312	8,721.04	.00	54,590.96	13.8%
10460300 53001 MARKETING & CONT	42,510	34,945	77,455	31,926.04	26,695.00	18,833.96	75.7%
10460300 53002 COMMISSION SERVI	3,250	1,000	4,250	2,518.37	6.63	1,725.00	59.4%
10460300 53400 OTHER PROFESSION	3,250	-1,750	1,500	10.00	.00	1,490.00	.7%
10460300 56001 MATERIALS & SUPP	1,200	0	1,200	365.96	.00	834.04	30.5%
10460300 58101 MEMBERSHIPS & WO	2,500	500	3,000	1,813.00	.00	1,187.00	60.4%
10460300 59901 ANNUAL TOWN APPR	15,000	0	15,000	15,000.00	.00	.00	100.0%
TOTAL ECONOMIC DEVELOPMENT OFFICE	222,899	-57,182	165,717	60,354.41	26,701.63	78,660.96	52.5%
10460400 ECONOMIC DEVELOPMENT COMMISSIO							
10460400 51000 ECONOMIC DEVELOP	1,500	0	1,500	1,187.50	.00	312.50	79.2%
10460400 56001 SUPPLIES	250	-250	0	.00	.00	.00	.0%
TOTAL ECONOMIC DEVELOPMENT COMMISSIO	1,750	-250	1,500	1,187.50	.00	312.50	79.2%
10460500 HOUSATONIC REGIONAL TRANSIT							
10460500 59901 HOUSATONIC REGON	70,827	1,417	72,244	72,244.00	.00	.00	100.0%

FOR 2023 10

ACCOUNTS FOR: 1000 GENERAL FUND	ORIGINAL APPROP	TRANFRS/ ADJSTMTS	REVISED BUDGET	YTD EXPENDED	ENCUMBRANCES	AVAILABLE BUDGET	PCT USED
TOTAL HOUSATONIC REGIONAL TRANSIT	70,827	1,417	72,244	72,244.00	.00	.00	100.0%
10490100 TOWN WIDE CAPITAL							
10490100 57300 50005 LIBRARY	0	100,000	100,000	28,773.40	8,929.50	62,297.10	37.7%
TOTAL TOWN WIDE CAPITAL	0	100,000	100,000	28,773.40	8,929.50	62,297.10	37.7%
10490106 POLICE CAPITAL							
10490106 53406 POLICE-ENFORCEME	8,280	1,000	9,280	.00	9,280.00	.00	100.0%
10490106 57340 POLICE-PUBLIC SA	58,678	13,000	71,678	65,844.40	5,317.55	515.99	99.3%
10490106 57400 POLICE-SCUBA EQU	11,930	0	11,930	5,307.96	750.83	5,871.21	50.8%
10490106 57401 POLICE-WEAPONS	5,900	8,341	14,241	7,866.00	5,925.70	449.30	96.8%
10490106 57402 POLICE-PHOTO EQU	2,500	-2,500	0	.00	.00	.00	.0%
10490106 57403 POLICE-COMMUNICA	34,000	-16,000	18,000	6,391.00	11,530.22	78.78	99.6%
10490106 57420 POLICE-AUTOMOBIL	102,676	-53,276	49,400	4,873.70	.00	44,526.30	9.9%
10490106 57500 POLICE FURNITURE	4,500	2,500	7,000	4,464.00	.00	2,536.00	63.8%
10490106 59902 MANDATED EXPENSE	205,000	-205,000	0	.00	.00	.00	.0%
TOTAL POLICE CAPITAL	433,464	-251,935	181,529	94,747.06	32,804.30	53,977.58	70.3%
10490107 NM COMMUNITY AMBULANCE CAPITAL							
10490107 54306 TURN OUT GEAR	12,964	-12,964	0	.00	.00	.00	.0%
10490107 57400 NM COMM AMBULANC	5,000	-1,000	4,000	4,000.00	.00	.00	100.0%
10490107 57420 AMBULANCE	60,000	0	60,000	23,334.18	101.82	36,564.00	39.1%
TOTAL NM COMMUNITY AMBULANCE CAPITAL	77,964	-13,964	64,000	27,334.18	101.82	36,564.00	42.9%
10490108 PUBLIC WORKS-HIGHWAY CAPITAL							
10490108 53000 STORMWATER POLLU	12,500	0	12,500	24.18	10,500.00	1,975.82	84.2%
10490108 53005 CENTURY BRASS PR	50,000	200,000	250,000	113,177.16	27,612.85	109,209.99	56.3%
10490108 54105 STREET SCAPE LIG	5,000	0	5,000	.00	.00	5,000.00	.0%

FOR 2023 10

ACCOUNTS FOR: 1000 GENERAL FUND	ORIGINAL APPROP	TRANFRS/ ADJSTMTS	REVISED BUDGET	YTD EXPENDED	ENCUMBRANCES	AVAILABLE BUDGET	PCT USED
10490108 56912 BRIDGE REPAIR/MT	86,000	14,000	100,000	39,167.09	.00	60,832.91	39.2%
10490108 57200 HIGHWAY-ROAD PRO	350,000	0	350,000	98,148.82	14,180.25	237,670.93	32.1%
10490108 57202 BRIDGE CONST TWN	350,000	-116,182	233,818	95,150.79	200.00	138,467.20	40.8%
10490108 57203 DAM SAFETY/REPAI	50,000	0	50,000	671.58	37,500.00	11,828.42	76.3%
10490108 57204 SIDEWALK MTCE	129,000	-104,000	25,000	3,294.82	.00	21,705.18	13.2%
10490108 57205 MISC. STORM DRAI	300,000	0	300,000	140,949.67	130,413.70	28,636.63	90.5%
10490108 57350 SOFTWARE/LICENSI	70,000	3,500	73,500	73,429.06	36.24	34.70	100.0%
10490108 57390 OTHER EQUIPMENT	40,000	-35,000	5,000	4,995.28	4.72	.00	100.0%
10490108 57400 EQUIPMENT-CAPITA	347,814	12,186	360,000	27,691.23	330,550.80	1,757.97	99.5%
10490108 57403 PUBLIC WORKS-RAD	2,500	0	2,500	.00	.00	2,500.00	.0%
10490108 57405 RADIOS	55,000	40,000	95,000	94,318.37	600.00	81.63	99.9%
10490108 57505 SMALL EQUIP DEPA	24,000	-4,000	20,000	10,766.82	6,225.00	3,008.18	85.0%
TOTAL PUBLIC WORKS-HIGHWAY CAPITAL	1,871,814	10,504	1,882,318	701,784.87	557,823.56	622,709.56	66.9%
10490109 FIRE DEPARTMENT CAPITAL							
10490109 59901 FIRE DEPARTMENT	250,000	20,000	270,000	.00	.00	270,000.00	.0%
10490109 59919 GAS CARDS	5,000	5,000	10,000	10,000.00	.00	.00	100.0%
TOTAL FIRE DEPARTMENT CAPITAL	255,000	25,000	280,000	10,000.00	.00	270,000.00	3.6%
10490111 PARK & REC CAPITAL							
10490111 57101 LAND IMPROVEMENT	4,300	-4,300	0	.00	.00	.00	.0%
10490111 57400 PARK & REC- PARK	10,882	-5,382	5,500	.00	.00	5,500.00	.0%
10490111 57420 PARK & REC TRUCK	52,000	-52,000	0	.00	.00	.00	.0%
10490111 57421 TRACTOR/MOWER RE	6,179	-6,179	0	.00	.00	.00	.0%
TOTAL PARK & REC CAPITAL	73,361	-67,861	5,500	.00	.00	5,500.00	.0%
10490113 ASSESSOR CAPITAL							
10490113 53000 ASSESSOR - REVAL	23,500	26,500	50,000	.00	.00	50,000.00	.0%
10490113 57350 ASSESSOR GIS MAP	15,600	1,000	16,600	15,100.00	.00	1,500.00	91.0%
TOTAL ASSESSOR CAPITAL	39,100	27,500	66,600	15,100.00	.00	51,500.00	22.7%
10490114 COMMISSION ON AGING CAPITAL							
10490114 57500 OFFICE FURN.,EQU	1,500	0	1,500	.00	.00	1,500.00	.0%

FOR 2023 10

ACCOUNTS FOR: 1000 GENERAL FUND	ORIGINAL APPROP	TRANFRS/ ADJSTMTS	REVISED BUDGET	YTD EXPENDED	ENCUMBRANCES	AVAILABLE BUDGET	PCT USED
TOTAL COMMISSION ON AGING CAPITAL	1,500	0	1,500	.00	.00	1,500.00	.0%
10490115 BLDG MAINTENANCE TOWN HALL CAP							
10490115 56910 BLDG MAINTENANCE	1,500	23,500	25,000	9,862.00	.00	15,138.00	39.4%
TOTAL BLDG MAINTENANCE TOWN HALL CAP	1,500	23,500	25,000	9,862.00	.00	15,138.00	39.4%
10490117 BLDG MAINTENANCE RICHMOND CTR							
10490117 56910 BLDG MAINTENANCE	4,000	1,000	5,000	3,950.00	.00	1,050.00	79.0%
TOTAL BLDG MAINTENANCE RICHMOND CTR	4,000	1,000	5,000	3,950.00	.00	1,050.00	79.0%
10490118 BLDG MAINTENANCE EQUIP. CAP							
10490118 57505 BLDG MAINTENANCE	15,000	0	15,000	13,641.95	1,320.98	37.07	99.8%
TOTAL BLDG MAINTENANCE EQUIP. CAP	15,000	0	15,000	13,641.95	1,320.98	37.07	99.8%
10490120 BLDG MAINTENANCE P.W. ALL BLDG							
10490120 57300 BUILDINGS	55,500	-10,500	45,000	21,088.91	21,647.50	2,263.59	95.0%
TOTAL BLDG MAINTENANCE P.W. ALL BLDG	55,500	-10,500	45,000	21,088.91	21,647.50	2,263.59	95.0%
10490121 BLDG MAINTENANCE POLICE STATIO							
10490121 56910 BLDG MAINTENANCE	26,000	-1,000	25,000	6,750.00	7,631.89	10,618.11	57.5%
TOTAL BLDG MAINTENANCE POLICE STATIO	26,000	-1,000	25,000	6,750.00	7,631.89	10,618.11	57.5%
10490124 NM CENTER CEMETARY CAPITAL							
10490124 57420 NM CENTER CEMETA	5,000	5,000	10,000	10,000.00	.00	.00	100.0%

FOR 2023 10

ACCOUNTS FOR: 1000 GENERAL FUND	ORIGINAL APPROP	TRANFRS/ ADJSTMTS	REVISED BUDGET	YTD EXPENDED	ENCUMBRANCES	AVAILABLE BUDGET	PCT USED
TOTAL NM CENTER CEMETARY CAPITAL	5,000	5,000	10,000	10,000.00	.00	.00	100.0%
10490126 BLDG MAINTENANCE TEEN CTR CAP							
10490126 56910 BLDG MAINTENANCE	0	5,000	5,000	4,999.76	.00	.24	100.0%
TOTAL BLDG MAINTENANCE TEEN CTR CAP	0	5,000	5,000	4,999.76	.00	.24	100.0%
10490127 MAYORS CAPITAL							
10490127 57310 TURF FIELD CONTR	50,000	0	50,000	.00	.00	50,000.00	.0%
TOTAL MAYORS CAPITAL	50,000	0	50,000	.00	.00	50,000.00	.0%
10490501 CONTINUED IN FORCE MISC							
10490501 57420 LAWN MOWER	0	5,000	5,000	4,000.00	966.49	33.51	99.3%
TOTAL CONTINUED IN FORCE MISC	0	5,000	5,000	4,000.00	966.49	33.51	99.3%
10490505 CONTINUED IN FORCE PUBLIC WORK							
10490505 53005 DEMOLITION	0	28,006	28,006	13,176.43	2,084.57	12,745.00	54.5%
10490505 57300 BUILDINGS	0	71,625	71,625	69,000.00	2,625.00	.00	100.0%
10490505 57390 SMALL EQUIPMENT	0	40,000	40,000	18,750.00	20,750.00	500.00	98.8%
10490505 57400 EQUIPMENT	0	243,650	243,650	33,000.00	210,650.00	.00	100.0%
TOTAL CONTINUED IN FORCE PUBLIC WORK	0	383,281	383,281	133,926.43	236,109.57	13,245.00	96.5%
10490506 CONTINUED IN FORCE BLDG MTCE							
10490506 57300 50001 BUILDINGS	0	10,000	10,000	4,731.00	5,269.00	.00	100.0%
10490506 57300 50002 BUILDINGS	0	55,000	55,000	55,000.00	.00	.00	100.0%

FOR 2023 10

ACCOUNTS FOR: 1000 GENERAL FUND	ORIGINAL APPROP	TRANFRS/ ADJSTMTS	REVISED BUDGET	YTD EXPENDED	ENCUMBRANCES	AVAILABLE BUDGET	PCT USED
TOTAL CONTINUED IN FORCE BLDG MTCE	0	65,000	65,000	59,731.00	5,269.00	.00	100.0%
10490508 CONTINUED IN FORCE AMBULANCE							
10490508 57420 AMBULANCE	0	435,000	435,000	304,401.82	598.18	130,000.00	70.1%
TOTAL CONTINUED IN FORCE AMBULANCE	0	435,000	435,000	304,401.82	598.18	130,000.00	70.1%
10490515 CIF POLICE							
10490515 57400 GENERAL EQUIPMEN	0	288,480	288,480	57,696.00	230,784.00	.00	100.0%
10490515 57420 VEHICLES	0	147,582	147,582	147,582.00	.00	.00	100.0%
TOTAL CIF POLICE	0	436,062	436,062	205,278.00	230,784.00	.00	100.0%
10490517 ASSESSORS CIF							
10490517 53000 CONSULTANTS	0	23,500	23,500	.00	.00	23,500.00	.0%
TOTAL ASSESSORS CIF	0	23,500	23,500	.00	.00	23,500.00	.0%
10490520 AGING CIF							
10490520 57420 VEHICLES	0	16,000	16,000	.00	.00	16,000.00	.0%
TOTAL AGING CIF	0	16,000	16,000	.00	.00	16,000.00	.0%
10500000 DEBT SERVICE							
10500000 58330 DEBT ISSUANCE EX	100,000	0	100,000	85,275.99	.00	14,724.01	85.3%
10500000 58400 CLEAN WATER FUND	685,000	120,000	805,000	805,000.00	.00	.00	100.0%
10500000 58406 LAND ACQUISITION	6,000	0	6,000	6,000.00	.00	.00	100.0%
10500000 58407 RTE 7 SEWER PH1	89,000	0	89,000	89,000.00	.00	.00	100.0%

FOR 2023 10

ACCOUNTS FOR: 1000 GENERAL FUND	ORIGINAL APPROP	TRANFRS/ ADJSTMTS	REVISED BUDGET	YTD EXPENDED	ENCUMBRANCES	AVAILABLE BUDGET	PCT USED
10500000 58408 RTE 7 SEWER PH2	131,000	0	131,000	131,000.00	.00	.00	100.0%
10500000 58409 WEST SIDE SEWER	11,500	0	11,500	11,500.00	.00	.00	100.0%
10500000 58410 HIGH SCHOOL 2004	18,750	0	18,750	18,750.00	.00	.00	100.0%
10500000 58411 SARAH NOBLE MS P	33,750	0	33,750	33,750.00	.00	.00	100.0%
10500000 58417 HOUSATONIC AVE P	84,000	0	84,000	84,000.00	.00	.00	100.0%
10500000 58419 AMBULANCE P	126,000	0	126,000	126,000.00	.00	.00	100.0%
10500000 58425 O/S BANS/BOND IN	311,527	-18,785	292,742	292,700.84	.00	41.16	100.0%
10500000 58426 EMERGENCY DISPAT	45,000	0	45,000	45,000.00	.00	.00	100.0%
10500000 58427 RTE 7 PUMP PRINC	105,000	0	105,000	105,000.00	.00	.00	100.0%
10500000 58428 BRIDGE ROADS PRI	205,000	0	205,000	205,000.00	.00	.00	100.0%
10500000 58429 COMMUNCATIONS PR	220,000	0	220,000	220,000.00	.00	.00	100.0%
10500000 58436 LAND ACQUISITION	776	-255	521	520.50	.00	.50	99.9%
10500000 58437 RTE 7 SEWER PH1	11,503	-3,782	7,721	7,720.76	.00	.24	100.0%
10500000 58438 RTE 7 SEWER PH2	16,932	-5,568	11,364	11,364.26	.00	-.26	100.0%*
10500000 58439 WEST SIDE SEWER	1,486	-488	998	997.62	.00	.38	100.0%
10500000 58440 HIGH SCHOOL 2004	2,423	-796	1,627	1,626.56	.00	.44	100.0%
10500000 58441 SARAH NOBLE MS I	4,362	-1,434	2,928	2,927.81	.00	.19	100.0%
10500000 58447 HOUSATONIC AVE I	32,500	-4,200	28,300	28,300.00	.00	.00	100.0%
10500000 58449 AMBULANCE I	61,250	-6,300	54,950	54,950.00	.00	.00	100.0%
10500000 58550 CWF LOAN I	557,625	-37,250	520,375	270,250.00	.00	250,125.00	51.9%
10500000 58553 EMERGENCY DISPAT	10,500	-2,250	8,250	8,250.00	.00	.00	100.0%
10500000 58554 RTE 7 PUMP INTER	56,550	-5,250	51,300	51,300.00	.00	.00	100.0%
10500000 58555 BRIDGE ROADS INT	48,750	-10,250	38,500	38,500.00	.00	.00	100.0%
10500000 58556 COMMUNICATIONS I	84,900	-11,000	73,900	73,900.00	.00	.00	100.0%
10500000 58557 TURF FIELD INTER	85,200	-17,750	67,450	67,450.00	.00	.00	100.0%
10500000 58558 SCHOOL ROOF INTE	69,325	-6,500	62,825	62,825.02	.00	-.02	100.0%*
10500000 58700 SCHOOL ROOF PRIN	130,000	0	130,000	130,000.00	.00	.00	100.0%
10500000 58701 TURF FIELD PRINC	355,000	0	355,000	355,000.00	.00	.00	100.0%
10500000 58702 ROADS 4 YRS P	525,000	0	525,000	525,000.00	.00	.00	100.0%
10500000 58703 BRIDGE IMPROVEME	48,000	0	48,000	48,000.00	.00	.00	100.0%
10500000 58704 PARK IMPROVEMENT	17,000	0	17,000	17,000.00	.00	.00	100.0%
10500000 58705 ROAD & BRIDGES 2	300,000	0	300,000	300,000.00	.00	.00	100.0%
10500000 58706 ROADS 2020 P	0	320,000	320,000	320,000.00	.00	.00	100.0%
10500000 58707 ROOFS HS, TOWN	0	210,000	210,000	210,000.00	.00	.00	100.0%
10500000 58802 ROADS 4 YR I	39,375	-26,250	13,125	13,125.00	.00	.00	100.0%
10500000 58803 BRIDGE IMP I	30,263	-2,400	27,863	27,862.50	.00	.50	100.0%
10500000 58804 PARKS I	11,925	-850	11,075	11,075.00	.00	.00	100.0%
10500000 58805 ROAD & BRIDGE 20	200,250	-15,000	185,250	185,250.00	.00	.00	100.0%
10500000 58806 ROADS 2020 I	199,200	-8,000	191,200	191,200.00	.00	.00	100.0%
10500000 58807 ROOFS HS, TOWN I	132,800	-5,250	127,550	127,550.00	.00	.00	100.0%
10500000 58808 ROADS 2021 I	0	132,800	132,800	132,800.00	.00	.00	100.0%
10500000 58809 LIBRARY PHASE 1	0	132,500	132,500	132,500.00	.00	.00	100.0%
10500000 58810 HS ROOF I	0	33,450	33,450	33,450.00	.00	.00	100.0%
10500000 59921 SEWER DEBT	98,593	0	98,593	.00	.00	98,593.00	.0%

FOR 2023 10

ACCOUNTS FOR: 1000 GENERAL FUND	ORIGINAL APPROP	TRANFRS/ ADJSTMTS	REVISED BUDGET	YTD EXPENDED	ENCUMBRANCES	AVAILABLE BUDGET	PCT USED
10500000 59999 LEASE EXPENSE	0	0	0	758,045.06	.00	-758,045.06	100.0%*
TOTAL DEBT SERVICE	5,303,015	759,142	6,062,157	6,456,716.92	.00	-394,559.92	106.5%
10980000 CONTINGENCY FUND							
10980000 58900 CONTINGENCY FUND	250,000	-154,000	96,000	.00	.00	96,000.00	.0%
TOTAL CONTINGENCY FUND	250,000	-154,000	96,000	.00	.00	96,000.00	.0%
TOTAL GENERAL FUND	39,259,124	3,933,942	43,193,066	34,865,728.16	1,948,563.39	6,378,774.43	85.2%
TOTAL EXPENSES	39,259,124	3,933,942	43,193,066	34,865,728.16	1,948,563.39	6,378,774.43	

FOR 2023 10

	ORIGINAL APPROP	TRANFRS/ ADJSTMTS	REVISED BUDGET	YTD EXPENDED	ENCUMBRANCES	AVAILABLE BUDGET	PCT USED
GRAND TOTAL	39,259,124	3,933,942	43,193,066	34,865,728.16	1,948,563.39	6,378,774.43	85.2%

** END OF REPORT - Generated by Gregory Osipow **